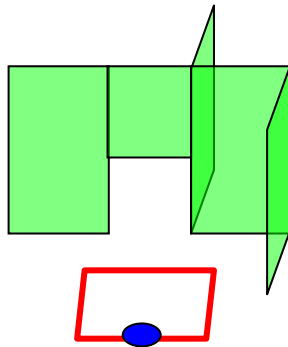
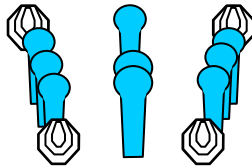
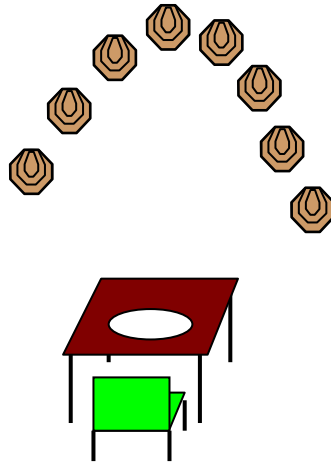


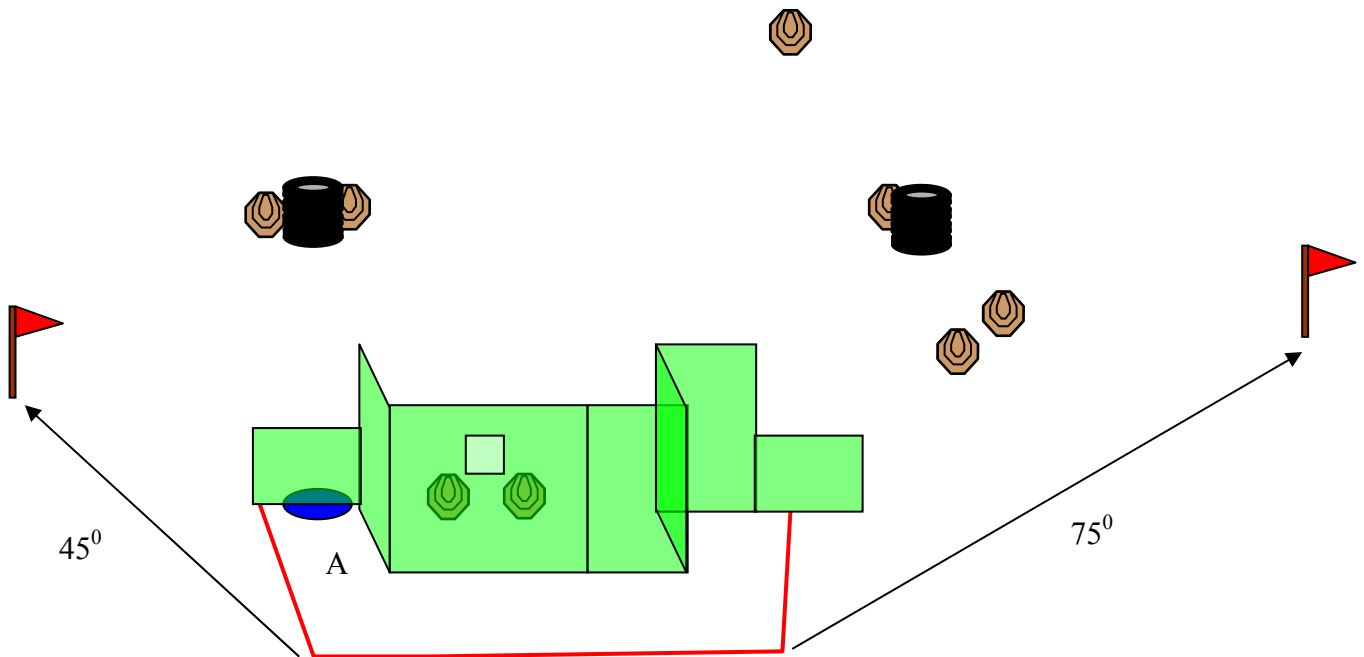
STAGE No.	1
Type of scoring	Comstock
Targets	10 IPSC, 1 No-shoot
Possible points	100
Minimum rounds	20
Start position	Standing relax, both heels touching blue marks
Start Condition	Firearm is loaded and holstered
Time Start / Stop	On audible signal / last shot
Scoring and Penalties	As per current edition IPSC rules
Stage Procedure	After the audible start signal, engage targets from within the designated area
Note	Safety angles 45 ⁰ to the left and 45 ⁰ to the right and top of the backstop



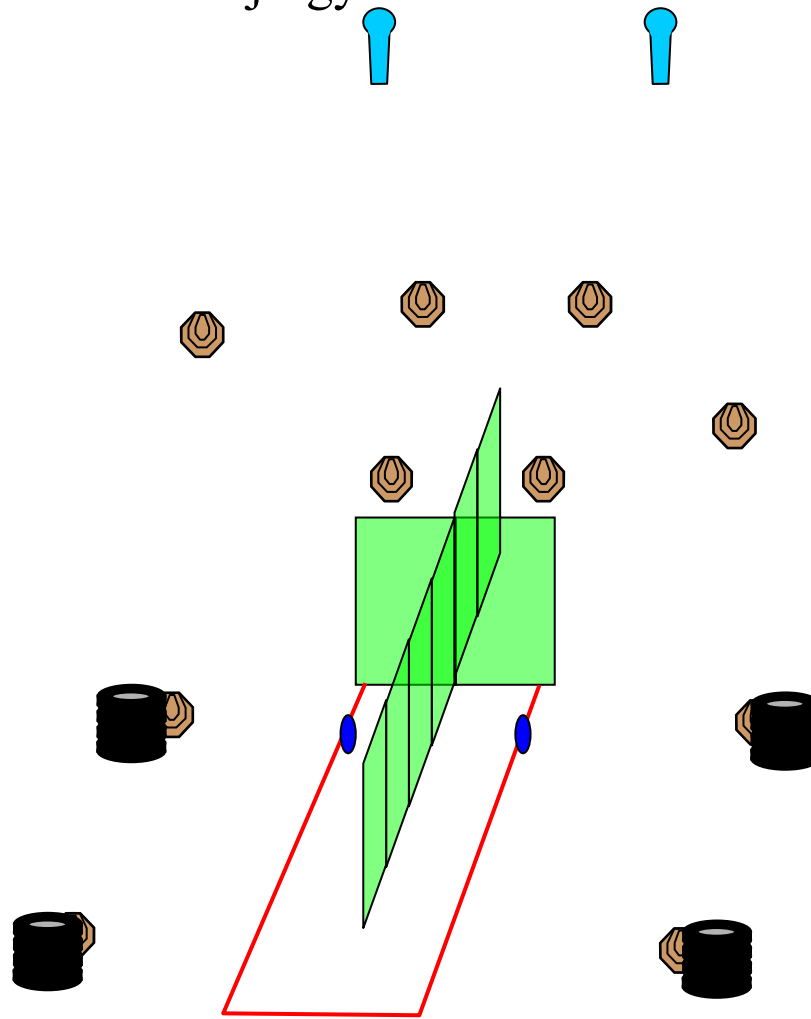
STAGE No.	2
Type of scoring	Comstock
Targets	9 Popper, 4 No-shoot
Possible points	45
Minimum rounds	9
Start position	Standing relax, both heels touching blue marks
Start Condition	Firearm is loaded and holstered
Time Start / Stop	On audible signal / last shot
Scoring and Penalties	As per current edition IPSC rules
Stage Procedure	After the audible start signal, engage targets from within the designated area
Note	Safety angles 45 ⁰ to the left and 45 ⁰ to the right and top of the backstop



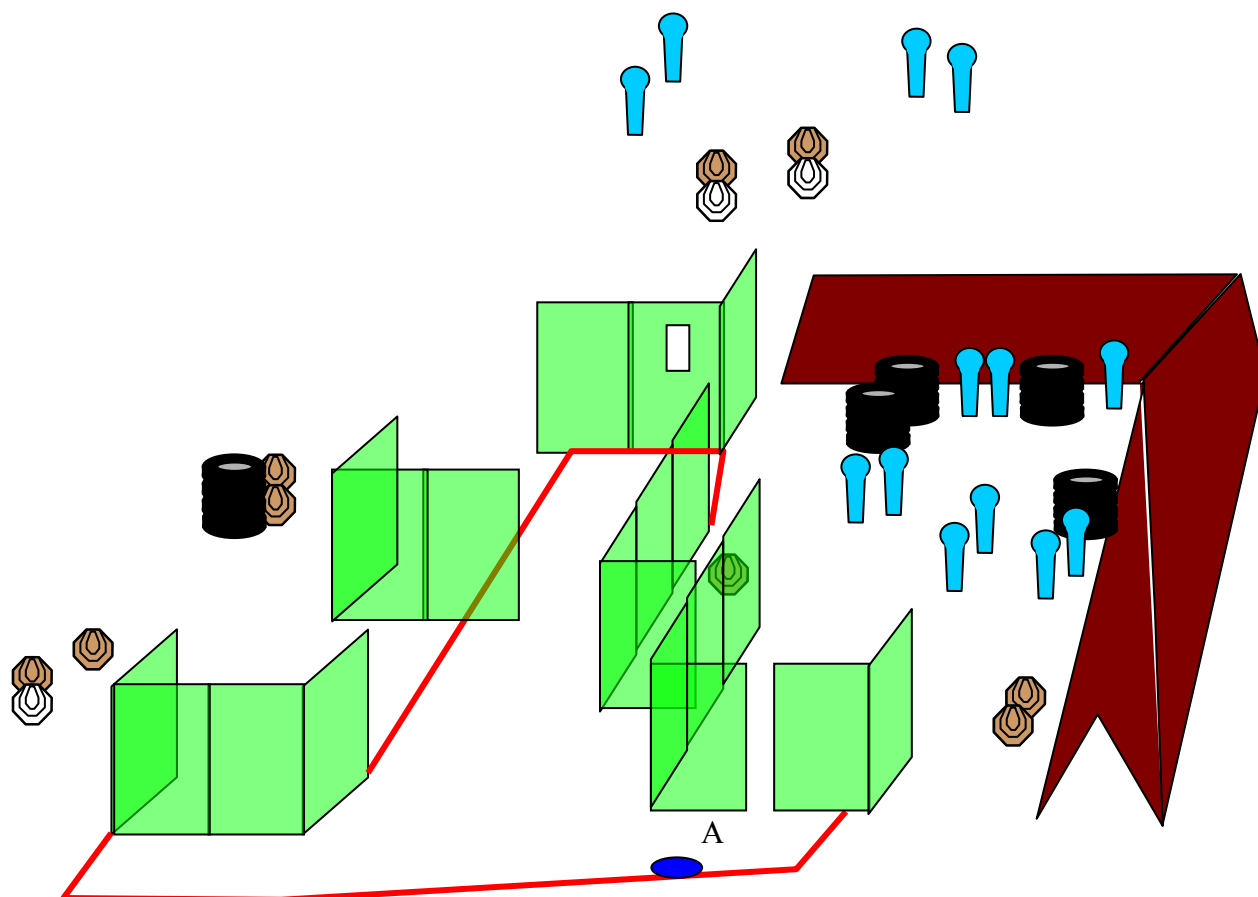
STAGE No.	3
Type of scoring	Comstock
Targets	8 IPSC
Possible points	40
Minimum rounds	8
Start position	Sitting on a chair
Start Condition	Firearm loaded lying on the table in the designated area, chamber empty
Time Start / Stop	On audible signal / last shot
Scoring and Penalties	As per current edition IPSC rules
Stage Procedure	After the audible start signal, engage targets sitting on a chair
Note	Safety angles 45 ⁰ to the left and 45 ⁰ to the right and top of the backstop



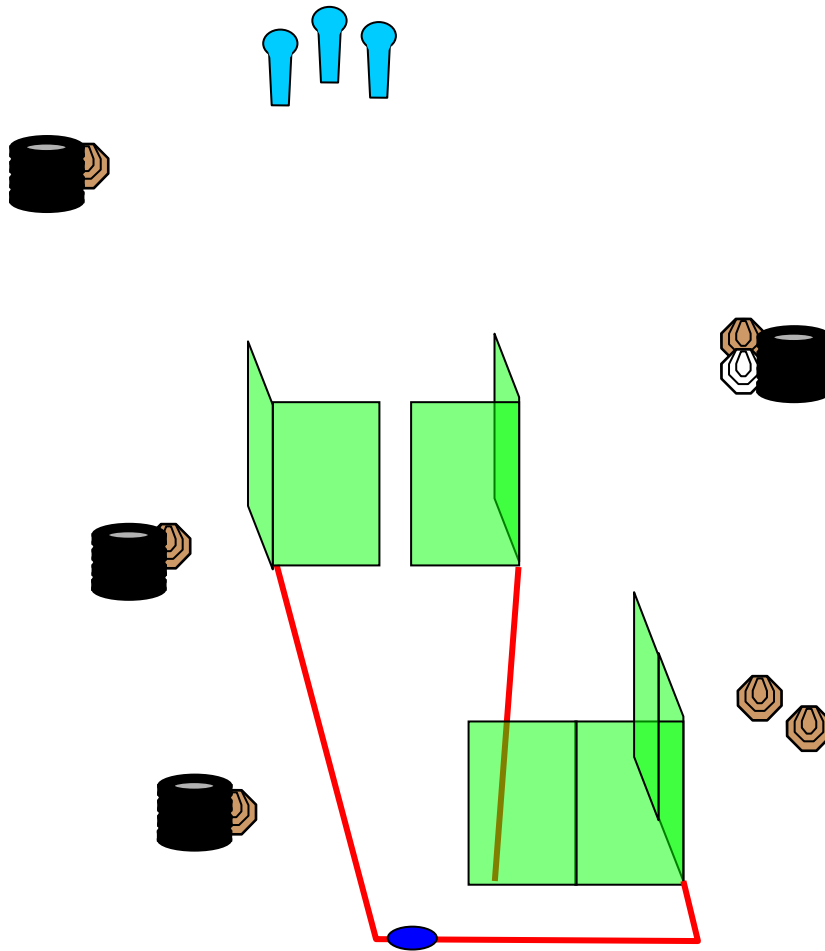
STAGE No	4
Type of scoring	Comstock
Targets	8 IPSC
Possible points	90
Minimum rounds	16
Start position	Standing relax, both feet touching blue marks
Start Condition	Firearm is loaded and holstered
Time Start / Stop	On audible signal / last shot
Scoring and Penalties	As per current edition IPSC rules
Stage Procedure	After the audible start signal, engage targets from within the designated area
Note	Safety angles 45° to the left and 75° to the right and top of the backstop



STAGE No	5
Type of scoring	Comstock
Targets	10 IPSC, 2 Popper
Possible points	110
Minimum rounds	22
Start position	Standing relax, left / right foot touching blue marks
Start Condition	Firearm is loaded and holstered
Time Start / Stop	On audible signal / last shot
Scoring and Penalties	As per current edition IPSC rules
Stage Procedure	After the audible start signal, engage targets from within the designated area
Note	Safety angles 90 ⁰ to the left and 90 ⁰ to the right and top of the backstop



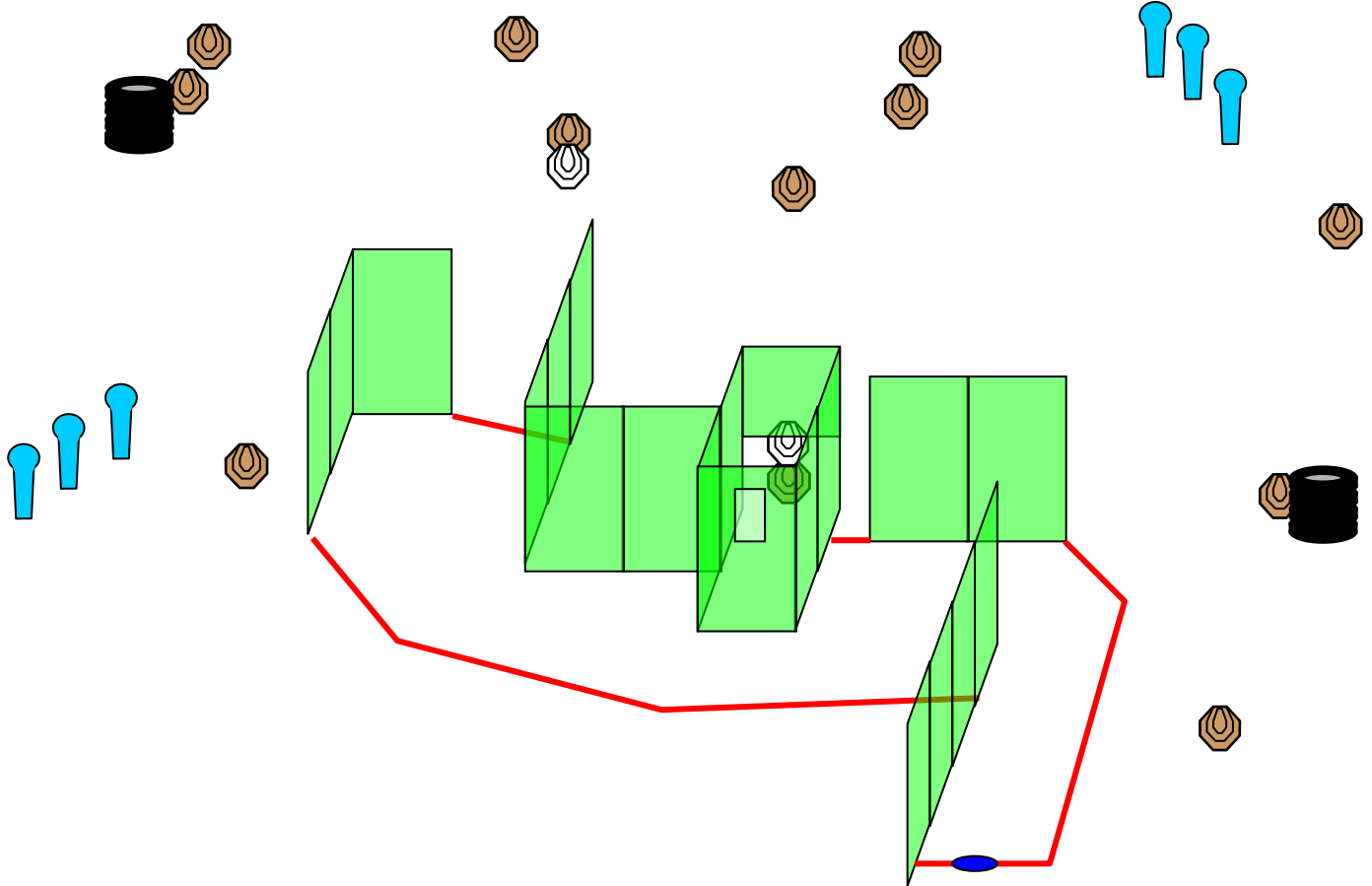
STAGE No.	6
Type of scoring	Comstock
Targets	9 IPSC, 3 No-shoot , 13 Popper
Possible points	155
Minimum rounds	31
Start position	Standing relax, both heels touching blue marks
Start Condition	Firearm is loaded and holstered
Time Start / Stop	On audible signal / last shot
Scoring and Penalties	As per current edition IPSC rules
Stage Procedure	After the audible start signal, engage targets from within the designated area
Note	Safety angles 90 ⁰ to the left and 90 ⁰ to the right and top of the backstop



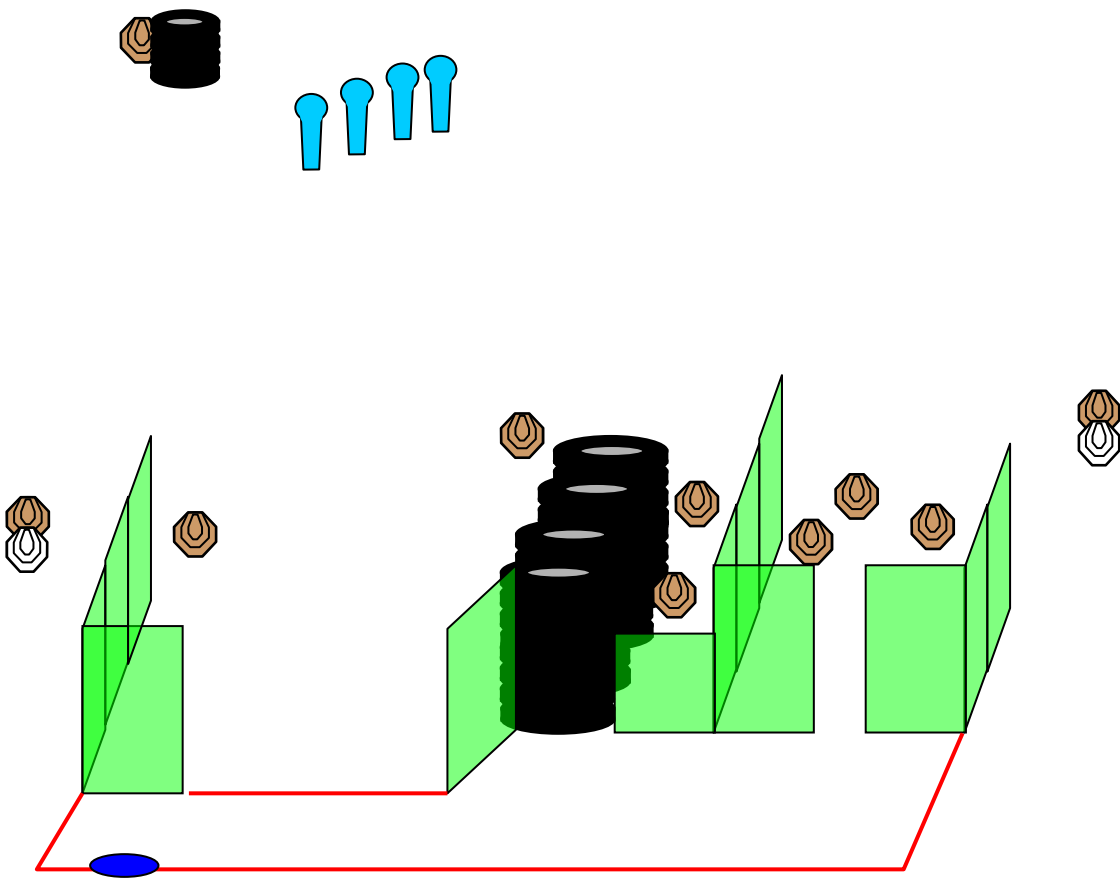
STAGE No.	7
Type of scoring	Comstock
Targets	6 IPSC, 1 No-shoot , 3 Popper
Possible points	75
Minimum rounds	15
Start position	Standing relax, both heels touching blue marks
Start Condition	Firearm is loaded and holstered
Time Start / Stop	On audible signal / last shot
Scoring and Penalties	As per current edition IPSC rules
Stage Procedure	After the audible start signal, engage targets from within the designated area
Note	Safety angles 90 ⁰ to the left and 90 ⁰ to the right and top of the backstop

V. kolo Slovensko Pol'skej ligy

Stage: 8



STAGE No.	2
Type of scoring	Comstock
Targets	12 IPSC, 2 No-shoot , 6 Popper
Possible points	150
Minimum rounds	30
Start position	Standing relax, both heels touching blue marks
Start Condition	Firearm is loaded and holstered
Time Start / Stop	On audible signal / last shot
Scoring and Penalties	As per current edition IPSC rules
Stage Procedure	After the audible start signal, engage targets from within the designated area
Note	Safety angles 90 ⁰ to the left and 90 ⁰ to the right and top of the backstop



STAGE No	9
Type of scoring	Comstok
Targets	10 IPSC, 2 No-shoot , 4 Popper
Possible points	120
Minimum rounds	24
Start position	Standing relax, both heels touching blue marks
Start Condition	Firearm is loaded and holstered
Time Start / Stop	On audible signal / last shot
Scoring and Penalties	As per current edition IPSC rules
Stage Procedure	After the audible start signal, engage targets from within the designated area
Note	Safety angles 90 ⁰ to the left and 90 ⁰ to the right and top of the backstop

