

OPEN -- Overall Stage Results

Cracow Open

Printed august 15, 2010 at 13:25



Stage 1 --

	PTS	TIME	HIT FACTOR	STAGE POINTS	STAGE PERCENT	COMPETITOR # Name
1	95	10,59	8,9707	100,0000	100,00	66 Kamenicek, Martin
2	99	11,47	8,6312	96,2153	96,22	50 Havlicek, Miroslav
3	93	10,89	8,5399	95,1979	95,20	200 Sebo, Robin
4	94	13,74	6,8413	76,2629	76,26	56 Bettermann, Heribert
5	82	12,05	6,8050	75,8576	75,86	130 Pijacek, Petr
6	94	13,84	6,7919	75,7119	75,71	97 de Chesse, Laurent
7	94	14,19	6,6244	73,8444	73,84	28 Czauderna, Slawomir
8	95	15,07	6,3039	70,2721	70,27	67 Kamenicek, Miroslav
9	96	15,32	6,2663	69,8530	69,85	163 Szabo, Alexander
10	94	16,33	5,7563	64,1673	64,17	13 Canetta, Irene
11	81	14,67	5,5215	61,5499	61,55	161 Sustrova, Katerina
12	94	18,17	5,1734	57,6694	57,67	148 Sera, Martina
13	59	17,89	3,2979	36,7633	36,76	187 Kobler, Wolfgang
14	49	15,72	3,1170	34,7469	34,75	190 Wylon, Marek
15	60	19,49	3,0785	34,3172	34,32	185 Wloczewski, Adam
16	61	20,50	2,9756	33,1702	33,17	118 Niedermeyer, Andreas
17	68	22,96	2,9617	33,0149	33,01	191 Wylon, Marcin
18	100	41,91	2,3861	26,5984	26,60	123 Olszewski, Krzysztof
19	82	34,71	2,3624	26,3349	26,33	20 Cias, Mikolaj
20	50	28,28	1,7680	19,7089	19,71	75 Kleszcz, Roman

STANDARD -- Overall Stage Results

Cracow Open

Printed august 15, 2010 at 13:25



Stage 1 --

	PTS	TIME	HIT FACTOR	STAGE POINTS	STAGE PERCENT	COMPETITOR # Name
1	97	14,50	6,6897	100,0000	100,00	210 Sioda, Wieslaw
2	96	14,58	6,5844	98,4260	98,43	307 Liehne, Zdenek
3	96	15,39	6,2378	93,2457	93,25	127 Pesce, Fabrizio
4	94	15,16	6,2005	92,6883	92,69	2 Batki, Gyorgy
5	96	15,98	6,0075	89,8030	89,80	21 Cieselski, Marcin
6	96	16,97	5,6570	84,5640	84,56	165 Szaszi, Csaba
7	96	17,53	5,4763	81,8626	81,86	80 Kopunec, Peter
8	92	17,25	5,3333	79,7251	79,73	107 Miglecz, Gyula
9	86	16,82	5,1130	76,4309	76,43	154 Slunin, Andrej
10	86	16,94	5,0767	75,8894	75,89	46 Grubiak, Stanislav
11	88	17,57	5,0085	74,8699	74,87	32 Dlouha, Helena
12	92	18,62	4,9409	73,8592	73,86	39 Gaweda, Boguslaw
13	92	18,64	4,9356	73,7799	73,78	1 Kopecky, Adam
14	91	18,63	4,8846	73,0171	73,02	164 Szarvas, Peter
15	79	17,41	4,5376	67,8304	67,83	166 Szollosi, Gabor
16	79	17,54	4,5040	67,3277	67,33	137 Pustka, Tomas
17	56	12,58	4,4515	66,5432	66,54	303 Znamenacek, Petr
18	86	19,36	4,4421	66,4033	66,40	71 Kebo, Vekoslav
19	95	22,31	4,2582	63,6532	63,65	184 Widla, Radoslaw
20	92	22,44	4,0998	61,2860	61,29	42 Glezgo, Tomas
21	91	22,40	4,0625	60,7281	60,73	162 Svehla st., Zdenek
22	88	21,96	4,0073	59,9027	59,90	30 Dabrowski, Juliusz
23	72	18,17	3,9626	59,2344	59,23	19 Chudoba, Michal
24	79	20,06	3,9382	58,8698	58,87	93 Kunovsky, Lukas
25	69	18,19	3,7933	56,7039	56,70	51 Hubner, David
26	82	21,62	3,7928	56,6963	56,70	10 Bojanowski, Piotr
27	86	23,44	3,6689	54,8450	54,85	143 Sanecznik, Krzysztof
28	63	17,41	3,6186	54,0926	54,09	45 Grohol, Radim
29	88	24,37	3,6110	53,9788	53,98	140 Rehberger, Ivo
30	84	23,96	3,5058	52,4069	52,41	104 Wallroth, Marion
31	92	26,27	3,5021	52,3509	52,35	12 Burzec, Wieslaw
32	84	24,02	3,4971	52,2760	52,28	182 Weisinger, Mark
33	88	25,73	3,4201	51,1257	51,13	76 Koos, Zoltan
34	87	25,78	3,3747	50,4467	50,45	144 Schuppik, Dariusz
35	63	18,74	3,3618	50,2536	50,25	64 Dumont, Jose
36	80	23,85	3,3543	50,1416	50,14	43 Golab, Tadeusz
37	95	28,89	3,2883	49,1555	49,16	138 Rakusan, Josef
38	73	22,61	3,2287	48,2635	48,26	99 Lund, Tobias
39	73	22,84	3,1961	47,7775	47,78	96 Perrot, Laurent
40	83	26,76	3,1016	46,3648	46,36	72 Kieninger, Stephanie
41	86	28,20	3,0496	45,5875	45,59	109 Miksza, Maciej
42	75	24,65	3,0426	45,4821	45,48	38 Figei, Tibor
43	92	32,62	2,8204	42,1600	42,16	156 Sowa, Tomasz
44	65	23,19	2,8029	41,8995	41,90	209 Znamirovski, Slawek
45	59	21,05	2,8029	41,8983	41,90	101 Madajewski, Leszek
46	61	22,82	2,6731	39,9586	39,96	203 Svrcek, Petr

STANDARD -- Overall Stage Results

Cracow Open

Printed august 15, 2010 at 13:25



Stage 1 --

	PTS	TIME	HIT FACTOR	STAGE POINTS	STAGE PERCENT	COMPETITOR # Name
47	92	34,66	2,6544	39,6785	39,68	90 Kubusova, Katarina
48	54	20,45	2,6406	39,4727	39,47	179 Vasicek, David
49	73	27,85	2,6212	39,1827	39,18	91 Kuc, Maciej
50	56	23,18	2,4159	36,1136	36,11	207 Baluszynska, Agnieszka
51	64	27,02	2,3686	35,4071	35,41	120 Noga, Tadeusz
52	39	18,43	2,1161	31,6326	31,63	212 Pavlik, Peter
53	50	24,13	2,0721	30,9748	30,97	81 Koput, Jurand
54	40	20,84	1,9194	28,6918	28,69	114 Nadvornik, Milan
55	47	26,00	1,8077	27,0222	27,02	35 Entl, Zdenek
56	35	19,57	1,7885	26,7346	26,73	106 Michalowski, Krzysztof
57	64	36,01	1,7773	26,5676	26,57	136 Przybysz, Paul
58	43	25,28	1,7009	25,4266	25,43	204 Svrcek, Radim
59	54	36,02	1,4992	22,4102	22,41	304 Kiss, Juraj
60	36	24,09	1,4944	22,3389	22,34	186 Wochnik, Michal
61	56	50,24	1,1146	16,6623	16,66	41 Gizinski, Zdzislaw
62	45	41,49	1,0846	16,2131	16,21	125 Pazourkova, Eva
63	16	24,07	0,6647	9,9367	9,94	70 Kasal, Zdenek
64	17	33,13	0,5131	7,6705	7,67	306 Moller, Jerzy
65	11	25,02	0,4396	6,5721	6,57	27 Czapla, Aleksandra
66	0	0,00	0,0000	0,0000	0,00	205 Svrckova, Vera

PRODUCTION -- Overall Stage Results

Cracow Open

Printed august 15, 2010 at 13:25



Stage 1 --

	PTS	TIME	HIT FACTOR	STAGE POINTS	STAGE PERCENT	COMPETITOR # Name
1	90	13,16	6,8389	100,0000	100,00	110 Momcilovic, Ljubisa
2	96	14,40	6,6667	97,4815	97,48	194 Zapletal, Miroslav
3	90	13,90	6,4748	94,6763	94,68	211 Kovar, Zbynek
4	88	14,62	6,0192	88,0134	88,01	116 Nagy, Ernest
5	90	16,11	5,5866	81,6884	81,69	37 Fedor, Marian
6	92	16,82	5,4697	79,9789	79,98	302 Penov, Anton
7	75	13,87	5,4074	79,0675	79,07	126 Palka, Jan
8	90	16,71	5,3860	78,7552	78,76	117 Nagy, Ernest jun.
9	92	17,63	5,2184	76,3043	76,30	147 Sedy, Roman
10	94	18,20	5,1648	75,5214	75,52	61 Hrniciarik, Andrej
11	96	20,24	4,7431	69,3544	69,35	201 Sefranko, Karol
12	96	20,39	4,7082	68,8442	68,84	102 Manolevski, Michael
13	90	19,70	4,5685	66,8020	66,80	160 Subasic, Snezana
14	84	18,53	4,5332	66,2853	66,29	139 Rasovic, Bosko
15	70	15,88	4,4081	64,4556	64,46	175 Tran, Faj
16	78	17,84	4,3722	63,9312	63,93	158 Sychala, Maciek
17	75	17,32	4,3303	63,3179	63,32	11 Borkowski, Lukasz
18	86	20,05	4,2893	62,7188	62,72	208 Kwiecien, Stanislaw
19	82	19,23	4,2642	62,3517	62,35	68 Kapral, Wojtech
20	83	20,54	4,0409	59,0869	59,09	176 Turkova, Eva
21	88	21,78	4,0404	59,0797	59,08	6 Baluszynski, Grzegorz
22	70	17,58	3,9818	58,2227	58,22	103 Marcinek, Pavel
23	75	18,89	3,9704	58,0554	58,06	9 Blaha, Frantisek
24	66	16,95	3,8938	56,9361	56,94	49 Hagemann, Lars
25	71	18,24	3,8925	56,9176	56,92	145 Sciranka, Martin
26	88	23,27	3,7817	55,2968	55,30	34 Ellis, Alexander
27	80	22,62	3,5367	51,7143	51,71	15 Christensen, Christian
28	63	18,49	3,4072	49,8215	49,82	92 Kucharski, Tomasz
29	80	23,97	3,3375	48,8017	48,80	192 Weglarczyk, Mariusz
30	64	20,71	3,0903	45,1870	45,19	59 Horak, Benjamin
31	61	20,40	2,9902	43,7233	43,72	48 Gadek, Wojciech
32	67	22,43	2,9871	43,6776	43,68	77 Konik, Slawek
33	62	21,29	2,9122	42,5823	42,58	119 Nikolaeva, Svetlana
34	82	28,35	2,8924	42,2936	42,29	40 Gorski, Dominik
35	46	16,15	2,8483	41,6484	41,65	113 Mysiak, Michal
36	58	20,49	2,8306	41,3904	41,39	63 Johansen, Ronnie
37	82	29,78	2,7535	40,2627	40,26	141 Reiter, Michael
38	66	24,03	2,7466	40,1609	40,16	193 Zalewski, Marcin
39	92	33,88	2,7155	39,7062	39,71	88 Krzyzaniak, Roman
40	76	28,35	2,6808	39,1989	39,20	213 Petkova, Kristina
41	62	23,74	2,6116	38,1878	38,19	128 Petrov, Oleg
42	65	25,07	2,5927	37,9116	37,91	181 Voss, Kai
43	73	28,37	2,5731	37,6250	37,63	73 Dose, Klaus- Peter
44	90	36,03	2,4979	36,5251	36,53	115 Nadvornikova, Petra
45	46	20,14	2,2840	33,3973	33,40	214 Radolec, Michal
46	49	22,18	2,2092	32,3034	32,30	153 Siuda, Krzysztof

PRODUCTION -- Overall Stage Results

Cracow Open

Printed august 15, 2010 at 13:25



Stage 1 --

	PTS	TIME	HIT FACTOR	STAGE POINTS	STAGE PERCENT	COMPETITOR # Name
47	67	32,44	2,0654	30,2000	30,20	169 Terving, Theo
48	49	24,24	2,0215	29,5581	29,56	23 Ciurzynski, Pawel
49	58	29,32	1,9782	28,9253	28,93	188 Wrona, Robert
50	61	31,98	1,9074	27,8910	27,89	7 Bekier, Piotr
51	70	37,79	1,8523	27,0854	27,09	95 Kekus, Krzysztof
52	65	35,41	1,8356	26,8411	26,84	65 Kaczova, Miriam
53	58	31,79	1,8245	26,6779	26,68	17 Chrobok, Piotr
54	45	25,35	1,7751	25,9566	25,96	89 Kubicz, Zbigniew
55	56	32,18	1,7402	25,4458	25,45	86 Krueger jr., Donald
56	46	27,06	1,6999	24,8567	24,86	84 Krajewski, Tomasz
57	65	38,46	1,6901	24,7125	24,71	183 Wetzel, Thomas
58	50	30,10	1,6611	24,2894	24,29	177 Ullman, Josef
59	65	39,23	1,6569	24,2275	24,23	131 Pilch, Janusz
60	48	30,75	1,5610	22,8249	22,82	44 Grabarczyk, Jacek
61	45	29,67	1,5167	22,1773	22,18	5 Baluszynski, Piotr
62	47	32,37	1,4520	21,2309	21,23	134 Poniedzialek, Piotr
63	40	29,53	1,3546	19,8066	19,81	157 Soltys, Maciek
64	35	26,32	1,3298	19,4444	19,44	82 Kotzyba, Jacek
65	56	44,22	1,2664	18,5175	18,52	98 Levigion, Bodo
66	25	21,34	1,1715	17,1301	17,13	308 Malcharek, Tomasz
67	29	25,80	1,1240	16,4358	16,44	133 Polak, Andrzej
68	36	33,48	1,0753	15,7228	15,72	85 Kruger, Jurgen
69	22	21,59	1,0190	14,8999	14,90	3 Bazala, Marcin
70	32	32,03	0,9991	14,6085	14,61	33 Dabrowski, Zbigniew
71	15	17,71	0,8470	12,3847	12,38	195 Zarzycki, Artur
72	0	19,42	0,0000	0,0000	0,00	47 Guschyn, Borys
73	0	20,67	0,0000	0,0000	0,00	135 Prokop, Kartarzyna
74	0	24,79	0,0000	0,0000	0,00	196 Zawislak, Marek
75	0	0,00	0,0000	0,0000	0,00	171 Thieme, Olaf
76	0	37,41	0,0000	0,0000	0,00	18 Chrobok, Zuzanna
77	0	5,60	0,0000	0,0000	0,00	25 Cnotliwy, Slawomir

MODIFIED -- Overall Stage Results

Cracow Open

Printed august 15, 2010 at 13:25



Stage 1 --

	PTS	TIME	HIT FACTOR	STAGE POINTS	STAGE PERCENT	COMPETITOR # Name
1	93	14,60	6,3699	100,0000	100,00	149 Sery, Jiri
2	96	17,77	5,4024	84,8113	84,81	53 Helan, Vit
3	78	15,00	5,2000	81,6344	81,63	52 Heglas, Jakub
4	94	18,20	5,1648	81,0824	81,08	132 Plzak, Jiri
5	78	18,59	4,1958	65,8696	65,87	74 Klecanda, Kvido
6	65	16,96	3,8325	60,1669	60,17	202 Sustr, Milos
7	70	23,92	2,9264	45,9417	45,94	189 Wurster, Tilo
8	0	0,00	0,0000	0,0000	0,00	31 Dabrowski, Darek

OPEN -- Overall Stage Results

Cracow Open

Printed august 15, 2010 at 13:25



Stage 2 --

	PTS	TIME	HIT FACTOR	STAGE POINTS	STAGE PERCENT	COMPETITOR # Name
1	44	3,22	13,6646	45,0000	100,00	66 Kamenicek, Martin
2	44	3,30	13,3333	43,9091	97,58	50 Havlicek, Miroslav
3	45	3,86	11,6580	38,3920	85,32	67 Kamenicek, Miroslav
4	41	3,63	11,2948	37,1957	82,66	200 Sebo, Robin
5	43	4,00	10,7500	35,4017	78,67	130 Pijacek, Petr
6	40	4,04	9,9010	32,6058	72,46	28 Czauderna, Slawomir
7	45	4,70	9,5745	31,5305	70,07	56 Bettermann, Heribert
8	45	4,79	9,3946	30,9380	68,75	148 Sera, Martina
9	44	4,69	9,3817	30,8955	68,66	163 Szabo, Alexander
10	43	4,86	8,8477	29,1372	64,75	97 de Chesse, Laurent
11	43	5,14	8,3658	27,5500	61,22	187 Kobler, Wolfgang
12	44	5,91	7,4450	24,5178	54,48	161 Sustrova, Katerina
13	45	7,32	6,1475	20,2450	44,99	13 Canetta, Irene
14	43	7,23	5,9474	19,5860	43,52	191 Wylon, Marcin
15	45	8,76	5,1370	16,9170	37,59	123 Olszewski, Krzysztof
16	35	6,95	5,0360	16,5844	36,85	75 Kleszcz, Roman
17	26	5,17	5,0290	16,5615	36,80	190 Wylon, Marek
18	18	6,39	2,8169	9,2766	20,61	185 Wloczewski, Adam
19	37	14,31	2,5856	8,5149	18,92	20 Cias, Mikolaj
20	12	5,34	2,2472	7,4004	16,45	118 Niedermeyer, Andreas

STANDARD -- Overall Stage Results

Cracow Open

Printed august 15, 2010 at 13:25



Stage 2 --

	PTS	TIME	HIT FACTOR	STAGE POINTS	STAGE PERCENT	COMPETITOR # Name
1	45	4,06	11,0837	45,0000	100,00	303 Znamenacek, Petr
2	44	4,24	10,3774	42,1321	93,63	307 Liehne, Zdenek
3	45	4,52	9,9558	40,4204	89,82	80 Kopunec, Peter
4	43	4,82	8,9212	36,2199	80,49	2 Batki, Gyorgy
5	45	5,28	8,5227	34,6023	76,89	19 Chudoba, Michal
6	39	4,62	8,4416	34,2727	76,16	45 Grohol, Radim
7	45	5,38	8,3643	33,9591	75,46	127 Pesce, Fabrizio
8	43	5,26	8,1749	33,1901	73,76	10 Bojanowski, Piotr
9	45	5,52	8,1522	33,0978	73,55	154 Slunin, Andrej
10	44	5,44	8,0882	32,8382	72,97	21 Cieselski, Marcin
11	43	5,61	7,6649	31,1194	69,15	42 Glezgo, Tomas
12	43	5,66	7,5972	30,8445	68,54	32 Dlouha, Helena
13	40	5,45	7,3394	29,7982	66,22	137 Pustka, Tomas
14	40	5,47	7,3126	29,6892	65,98	51 Hubner, David
15	43	5,89	7,3005	29,6401	65,87	93 Kunovsky, Lukas
16	40	5,63	7,1048	28,8455	64,10	164 Szarvas, Peter
17	38	5,35	7,1028	28,8374	64,08	39 Gaweda, Boguslaw
18	40	5,72	6,9930	28,3916	63,09	184 Widla, Radoslaw
19	42	6,15	6,8293	27,7268	61,62	210 Sioda, Wieslaw
20	43	6,42	6,6978	27,1931	60,43	1 Kopecky, Adam
21	44	6,75	6,5185	26,4652	58,81	81 Koput, Jurand
22	44	6,78	6,4897	26,3481	58,55	12 Burzec, Wieslaw
23	43	6,68	6,4371	26,1347	58,08	186 Wochnik, Michal
24	39	6,06	6,4356	26,1287	58,06	99 Lund, Tobias
25	43	6,69	6,4275	26,0957	57,99	166 Szollosi, Gabor
26	39	6,10	6,3934	25,9574	57,68	107 Miglecz, Gyula
27	35	5,56	6,2950	25,5576	56,79	46 Grubiak, Stanislaw
28	41	6,81	6,0206	24,4435	54,32	109 Miksza, Maciej
29	44	7,55	5,8278	23,6609	52,58	138 Rakusan, Josef
30	37	6,35	5,8268	23,6567	52,57	71 Kebo, Vekoslav
31	41	7,16	5,7263	23,2486	51,66	143 Sanecznik, Krzysztof
32	43	7,71	5,5772	22,6433	50,32	38 Figei, Tibor
33	40	7,24	5,5249	22,4309	49,85	64 Dumont, Jose
34	43	8,05	5,3416	21,6870	48,19	70 Kasal, Zdenek
35	40	7,49	5,3405	21,6822	48,18	209 Znamirovski, Slawek
36	40	7,79	5,1348	20,8472	46,33	144 Schuppik, Dariusz
37	40	7,91	5,0569	20,5310	45,62	101 Madajewski, Leszek
38	38	7,64	4,9738	20,1937	44,87	203 Svrcek, Petr
39	37	7,58	4,8813	19,8179	44,04	182 Weisinger, Mark
40	32	6,73	4,7548	19,3046	42,90	162 Svehla st., Zdenek
41	43	9,30	4,6237	18,7720	41,72	104 Wallroth, Marion
42	39	8,78	4,4419	18,0342	40,08	207 Baluszynska, Agnieszka
43	31	7,08	4,3785	17,7768	39,50	96 Perrot, Laurent
44	41	9,51	4,3113	17,5037	38,90	306 Moller, Jerzy
45	43	10,36	4,1506	16,8514	37,45	43 Golab, Tadeusz
46	39	9,89	3,9434	16,0101	35,58	76 Koos, Zoltan

STANDARD -- Overall Stage Results

Cracow Open

Printed august 15, 2010 at 13:25



Stage 2 --

	PTS	TIME	HIT FACTOR	STAGE POINTS	STAGE PERCENT	COMPETITOR # Name
47	39	10,00	3,9000	15,8340	35,19	212 Pavlik, Peter
48	39	10,71	3,6415	14,7843	32,85	27 Czapla, Aleksandra
49	33	9,47	3,4847	14,1478	31,44	140 Rehberger, Ivo
50	41	11,98	3,4224	13,8948	30,88	41 Gizinski, Zdzislaw
51	45	13,22	3,4039	13,8200	30,71	204 Svrcek, Radim
52	33	9,79	3,3708	13,6854	30,41	91 Kuc, Maciej
53	39	12,25	3,1837	12,9257	28,72	90 Kubusova, Katarina
54	43	13,71	3,1364	12,7338	28,30	136 Przybysz, Paul
55	19	6,42	2,9595	12,0156	26,70	106 Michalowski, Krzysztof
56	37	14,14	2,6167	10,6238	23,61	304 Kiss, Juraj
57	39	15,64	2,4936	10,1240	22,50	30 Dabrowski, Juliusz
58	25	10,06	2,4851	10,0895	22,42	120 Noga, Tadeusz
59	12	5,28	2,2727	9,2273	20,51	165 Szaszi, Csaba
60	33	14,94	2,2088	8,9679	19,93	72 Kieninger, Stephanie
61	41	18,73	2,1890	8,8873	19,75	125 Pazourkova, Eva
62	28	13,09	2,1390	8,6845	19,30	35 Entl, Zdenek
63	17	9,21	1,8458	7,4940	16,65	156 Sowa, Tomasz
64	12	7,16	1,6760	6,8045	15,12	114 Nadvornik, Milan
65	0	0,00	0,0000	0,0000	0,00	205 Svrckova, Vera
66	0	9,35	0,0000	0,0000	0,00	179 Vasicek, David

PRODUCTION -- Overall Stage Results

Cracow Open

Printed august 15, 2010 at 13:25



Stage 2 --

	PTS	TIME	HIT FACTOR	STAGE POINTS	STAGE PERCENT	COMPETITOR # Name
1	45	4,64	9,6983	45,0000	100,00	61 Hrniciarik, Andrej
2	41	4,29	9,5571	44,3450	98,54	194 Zapletal, Miroslav
3	43	4,55	9,4505	43,8506	97,45	110 Momcilovic, Ljubisa
4	41	4,34	9,4470	43,8341	97,41	116 Nagy, Ernest
5	39	4,15	9,3976	43,6048	96,90	113 Mysiak, Michal
6	41	4,57	8,9716	41,6280	92,51	302 Penov, Anton
7	41	4,67	8,7794	40,7366	90,53	49 Hagemann, Lars
8	43	5,03	8,5487	39,6660	88,15	147 Sedy, Roman
9	43	5,13	8,3821	38,8928	86,43	214 Radolec, Michal
10	37	4,54	8,1498	37,8150	84,03	211 Kovar, Zbynek
11	41	5,06	8,1028	37,5968	83,55	117 Nagy, Ernest jun.
12	39	5,02	7,7689	36,0478	80,11	37 Fedor, Marian
13	43	5,57	7,7199	35,8205	79,60	145 Sciranka, Martin
14	39	5,29	7,3724	34,2079	76,02	158 Sychala, Maciek
15	39	5,40	7,2222	33,5111	74,47	92 Kucharski, Tomasz
16	41	5,80	7,0690	32,8000	72,89	176 Turkova, Eva
17	33	4,68	7,0513	32,7179	72,71	103 Marcinek, Pavel
18	41	5,82	7,0447	32,6873	72,64	213 Petkova, Kristina
19	43	6,13	7,0147	32,5481	72,33	9 Blaha, Frantisek
20	39	5,56	7,0144	32,5468	72,33	102 Manolevski, Michael
21	43	6,46	6,6563	30,8854	68,63	160 Subasic, Snezana
22	37	5,72	6,4685	30,0140	66,70	201 Sefranko, Karol
23	41	6,41	6,3963	29,6786	65,95	208 Kwiecien, Stanislaw
24	39	6,31	6,1807	28,6783	63,73	63 Johansen, Ronnie
25	37	6,00	6,1667	28,6133	63,59	88 Krzyzaniak, Roman
26	39	6,73	5,7949	26,8886	59,75	119 Nikolaeva, Svetlana
27	37	6,41	5,7722	26,7832	59,52	192 Weglarczyk, Mariusz
28	43	7,47	5,7564	26,7095	59,35	128 Petrov, Oleg
29	37	6,56	5,6402	26,1707	58,16	6 Baluszynski, Grzegorz
30	37	6,68	5,5389	25,7006	57,11	181 Voss, Kai
31	39	7,19	5,4242	25,1683	55,93	48 Gadek, Wojciech
32	43	7,96	5,4020	25,0653	55,70	133 Polak, Andrzej
33	39	7,31	5,3352	24,7551	55,01	73 Dose, Klaus- Peter
34	41	7,74	5,2972	24,5788	54,62	17 Chrobok, Piotr
35	43	8,44	5,0948	23,6398	52,53	34 Ellis, Alexander
36	43	8,55	5,0292	23,3357	51,86	40 Gorski, Dominik
37	33	6,70	4,9254	22,8537	50,79	126 Palka, Jan
38	41	8,38	4,8926	22,7017	50,45	177 Ullman, Josef
39	39	8,02	4,8628	22,5636	50,14	23 Ciurzynski, Pawel
40	29	6,24	4,6474	21,5641	47,92	139 Rasovic, Bosko
41	45	10,09	4,4599	20,6938	45,99	25 Cnotliwy, Slawomir
42	31	6,99	4,4349	20,5780	45,73	15 Christensen, Christian
43	39	8,83	4,4168	20,4938	45,54	3 Bazala, Marcin
44	41	9,53	4,3022	19,9622	44,36	44 Grabarczyk, Jacek
45	43	10,21	4,2116	19,5416	43,43	157 Soltys, Maciek
46	39	9,41	4,1445	19,2306	42,73	195 Zarzycki, Artur

PRODUCTION -- Overall Stage Results

Cracow Open

Printed august 15, 2010 at 13:25



Stage 2 --

	PTS	TIME	HIT FACTOR	STAGE POINTS	STAGE PERCENT	COMPETITOR # Name
47	37	8,93	4,1433	19,2251	42,72	5 Baluszynski, Piotr
48	37	8,93	4,1433	19,2251	42,72	65 Kaczova, Miriam
49	41	10,00	4,1000	19,0240	42,28	188 Wrona, Robert
50	41	10,27	3,9922	18,5239	41,16	193 Zalewski, Marcin
51	41	10,36	3,9575	18,3629	40,81	131 Pilch, Janusz
52	37	9,36	3,9530	18,3419	40,76	196 Zawislak, Marek
53	35	9,15	3,8251	17,7486	39,44	89 Kubicz, Zbigniew
54	39	10,31	3,7827	17,5519	39,00	141 Reiter, Michael
55	35	9,34	3,7473	17,3876	38,64	7 Bekier, Piotr
56	43	11,86	3,6256	16,8229	37,38	115 Nadvornikova, Petra
57	27	7,55	3,5762	16,5934	36,87	47 Guschyn, Borys
58	41	11,52	3,5590	16,5139	36,70	183 Wetzels, Thomas
59	41	11,82	3,4687	16,0948	35,77	85 Kruger, Jurgen
60	37	10,96	3,3759	15,6642	34,81	169 Terving, Theo
61	24	7,14	3,3613	15,5966	34,66	308 Malcharek, Tomasz
62	30	9,88	3,0364	14,0891	31,31	33 Dabrowski, Zbigniew
63	39	13,15	2,9658	13,7612	30,58	134 Poniedzialek, Piotr
64	26	8,83	2,9445	13,6625	30,36	59 Horak, Benjamin
65	14	4,76	2,9412	13,6471	30,33	175 Tran, Faj
66	16	5,47	2,9250	13,5722	30,16	153 Siuda, Krzysztof
67	28	9,93	2,8197	13,0836	29,07	95 Kekus, Krzysztof
68	25	9,76	2,5615	11,8852	26,41	86 Krueger jr., Donald
69	39	16,32	2,3897	11,0882	24,64	98 Levigion, Bodo
70	15	6,28	2,3885	11,0828	24,63	68 Kapral, Wojtech
71	31	13,53	2,2912	10,6312	23,62	84 Krajewski, Tomasz
72	18	11,23	1,6028	7,4372	16,53	82 Kotzyba, Jacek
73	29	19,74	1,4691	6,8166	15,15	135 Prokop, Kartarzyna
74	8	9,06	0,8830	4,0971	9,10	77 Konik, Slawek
75	12	24,40	0,4918	2,2820	5,07	18 Chrobok, Zuzanna
76	0	6,16	0,0000	0,0000	0,00	11 Borkowski, Lukasz
77	0	0,00	0,0000	0,0000	0,00	171 Thieme, Olaf

MODIFIED -- Overall Stage Results

Cracow Open

Printed august 15, 2010 at 13:25



Stage 2 --

	PTS	TIME	HIT FACTOR	STAGE POINTS	STAGE PERCENT	COMPETITOR # Name
1	44	4,72	9,3220	45,0000	100,00	149 Sery, Jiri
2	44	5,40	8,1481	39,3333	87,41	202 Sustr, Milos
3	44	5,63	7,8153	37,7265	83,84	52 Heglas, Jakub
4	44	5,86	7,5085	36,2457	80,55	132 Plzak, Jiri
5	34	5,22	6,5134	31,4420	69,87	53 Helan, Vit
6	44	7,38	5,9621	28,7805	63,96	74 Klecanda, Kvido
7	42	7,65	5,4902	26,5027	58,89	189 Wurster, Tilo
8	43	28,26	1,5216	7,3451	16,32	31 Dabrowski, Darek

OPEN -- Overall Stage Results

Cracow Open

Printed august 15, 2010 at 13:25



Stage 3 --

	PTS	TIME	HIT FACTOR	STAGE POINTS	STAGE PERCENT	COMPETITOR # Name
1	80	6,59	12,1396	80,0000	100,00	66 Kamenicek, Martin
2	77	6,57	11,7199	77,2344	96,54	50 Havlicek, Miroslav
3	79	7,02	11,2536	74,1610	92,70	200 Sebo, Robin
4	79	7,20	10,9722	72,3069	90,38	130 Pijacek, Petr
5	79	7,68	10,2865	67,7878	84,73	161 Sustrova, Katerina
6	79	7,97	9,9122	65,3212	81,65	97 de Chesse, Laurent
7	76	8,06	9,4293	62,1390	77,67	67 Kamenicek, Miroslav
8	76	8,09	9,3943	61,9085	77,39	28 Czauderna, Slawomir
9	77	9,07	8,4895	55,9460	69,93	163 Szabo, Alexander
10	78	10,19	7,6546	50,4436	63,05	13 Canetta, Irene
11	79	10,36	7,6255	50,2519	62,81	187 Kobler, Wolfgang
12	73	9,65	7,5648	49,8518	62,31	56 Bettermann, Heribert
13	80	10,80	7,4074	48,8148	61,02	191 Wylon, Marcin
14	74	11,77	6,2872	41,4325	51,79	118 Niedermeyer, Andreas
15	72	11,65	6,1803	40,7279	50,91	185 Wloczewski, Adam
16	76	12,97	5,8597	38,6153	48,27	75 Kleszcz, Roman
17	68	12,76	5,3292	35,1191	43,90	20 Cias, Mikolaj
18	78	15,44	5,0518	33,2915	41,61	190 Wylon, Marek
19	80	20,28	3,9448	25,9961	32,50	123 Olszewski, Krzysztof
20	0	11,92	0,0000	0,0000	0,00	148 Sera, Martina

STANDARD -- Overall Stage Results

Cracow Open

Printed august 15, 2010 at 13:25



Stage 3 --

	PTS	TIME	HIT FACTOR	STAGE POINTS	STAGE PERCENT	COMPETITOR # Name
1	79	8,13	9,7171	80,0000	100,00	303 Znamenacek, Petr
2	76	8,31	9,1456	75,2950	94,12	307 Liehne, Zdenek
3	76	8,96	8,4821	69,8327	87,29	210 Sioda, Wieslaw
4	77	9,08	8,4802	69,8165	87,27	80 Kopunec, Peter
5	78	9,45	8,2540	67,9542	84,94	127 Pesce, Fabrizio
6	78	9,83	7,9349	65,3273	81,66	2 Batki, Gyorgy
7	74	9,45	7,8307	64,4694	80,59	96 Perrot, Laurent
8	79	10,22	7,7299	63,6399	79,55	51 Hubner, David
9	76	9,91	7,6690	63,1384	78,92	93 Kunovsky, Lukas
10	78	10,28	7,5875	62,4676	78,08	164 Szarvas, Peter
11	72	9,94	7,2435	59,6348	74,54	10 Bojanowski, Piotr
12	79	10,98	7,1949	59,2350	74,04	21 Cieselski, Marcin
13	74	10,43	7,0949	58,4118	73,01	1 Kopecky, Adam
14	78	11,12	7,0144	57,7488	72,19	165 Szaszi, Csaba
15	70	9,98	7,0140	57,7459	72,18	46 Grubiak, Stanislav
16	72	10,42	6,9098	56,8877	71,11	19 Chudoba, Michal
17	78	12,15	6,4198	52,8533	66,07	39 Gaweda, Boguslaw
18	74	11,56	6,4014	52,7020	65,88	101 Madajewski, Leszek
19	80	12,76	6,2696	51,6170	64,52	45 Grohol, Radim
20	75	12,03	6,2344	51,3274	64,16	143 Sanecznic, Krzysztof
21	74	11,88	6,2290	51,2824	64,10	186 Wochnik, Michal
22	78	12,54	6,2201	51,2095	64,01	209 Znamirovski, Slawek
23	70	11,48	6,0976	50,2007	62,75	32 Dlouha, Helena
24	75	12,34	6,0778	50,0380	62,55	184 Widla, Radoslaw
25	78	12,87	6,0606	49,8964	62,37	12 Burzec, Wieslaw
26	77	13,01	5,9185	48,7267	60,91	137 Pustka, Tomas
27	77	13,09	5,8824	48,4289	60,54	106 Michalowski, Krzysztof
28	69	11,94	5,7789	47,5771	59,47	43 Golab, Tadeusz
29	72	12,67	5,6827	46,7853	58,48	154 Slunin, Andrej
30	76	13,57	5,6006	46,1092	57,64	64 Dumont, Jose
31	77	13,95	5,5197	45,4433	56,80	162 Svehla st., Zdenek
32	58	10,81	5,3654	44,1729	55,22	107 Miglecz, Gyula
33	78	14,76	5,2846	43,5073	54,38	30 Dabrowski, Juliusz
34	72	13,73	5,2440	43,1733	53,97	114 Nadvornik, Milan
35	72	13,75	5,2364	43,1105	53,89	99 Lund, Tobias
36	62	12,08	5,1325	42,2550	52,82	38 Figei, Tibor
37	72	14,32	5,0279	41,3945	51,74	71 Kebo, Vekoslav
38	74	14,92	4,9598	40,8335	51,04	76 Koos, Zoltan
39	71	14,51	4,8932	40,2851	50,36	72 Kieninger, Stephanie
40	74	15,22	4,8620	40,0286	50,04	35 Entl, Zdenek
41	70	14,54	4,8143	39,6357	49,54	91 Kuc, Maciej
42	74	15,45	4,7896	39,4327	49,29	138 Rakusan, Josef
43	76	16,12	4,7146	38,8152	48,52	70 Kasal, Zdenek
44	68	14,52	4,6832	38,5563	48,20	204 Svrcek, Radim
45	61	13,04	4,6779	38,5129	48,14	42 Glezgo, Tomas
46	64	14,80	4,3243	35,6018	44,50	166 Szollosi, Gabor

STANDARD -- Overall Stage Results

Cracow Open

Printed august 15, 2010 at 13:25



Stage 3 --

	PTS	TIME	HIT FACTOR	STAGE POINTS	STAGE PERCENT	COMPETITOR # Name
47	68	15,79	4,3065	35,4552	44,32	207 Baluszynska, Agnieszka
48	74	17,32	4,2725	35,1753	43,97	182 Weisinger, Mark
49	76	17,79	4,2721	35,1715	43,96	156 Sowa, Tomasz
50	68	16,15	4,2105	34,6649	43,33	179 Vasicek, David
51	70	16,71	4,1891	34,4886	43,11	140 Rehberger, Ivo
52	57	13,78	4,1364	34,0549	42,57	304 Kiss, Juraj
53	75	18,49	4,0562	33,3947	41,74	144 Schuppik, Dariusz
54	60	15,31	3,9190	32,2648	40,33	81 Koput, Jurand
55	70	17,87	3,9172	32,2498	40,31	306 Moller, Jerzy
56	73	19,87	3,6739	30,2467	37,81	203 Svrcek, Petr
57	76	20,74	3,6644	30,1688	37,71	109 Miksza, Maciej
58	62	17,65	3,5127	28,9201	36,15	27 Czapla, Aleksandra
59	76	23,43	3,2437	26,7051	33,38	136 Przybysz, Paul
60	46	14,74	3,1208	25,6929	32,12	212 Pavlik, Peter
61	39	12,93	3,0162	24,8324	31,04	120 Noga, Tadeusz
62	56	18,58	3,0140	24,8139	31,02	104 Wallroth, Marion
63	59	21,96	2,6867	22,1194	27,65	90 Kubusova, Katarina
64	76	31,07	2,4461	20,1384	25,17	41 Gizinski, Zdzislaw
65	61	34,86	1,7499	14,4064	18,01	125 Pazourkova, Eva
66	0	0,00	0,0000	0,0000	0,00	205 Svrckova, Vera

PRODUCTION -- Overall Stage Results

Cracow Open

Printed august 15, 2010 at 13:25



Stage 3 --

	PTS	TIME	HIT FACTOR	STAGE POINTS	STAGE PERCENT	COMPETITOR # Name
1	76	8,13	9,3481	80,0000	100,00	49 Hagemann, Lars
2	78	8,75	8,9143	76,2875	95,36	113 Mysiak, Michal
3	78	9,51	8,2019	70,1909	87,74	37 Fedor, Marian
4	74	9,04	8,1858	70,0536	87,57	110 Momcilovic, Ljubisa
5	80	9,99	8,0080	68,5317	85,66	116 Nagy, Ernest
6	76	9,60	7,9167	67,7500	84,69	126 Palka, Jan
7	76	9,63	7,8920	67,5389	84,42	61 Hrniciarik, Andrej
8	74	9,71	7,6210	65,2198	81,52	175 Tran, Faj
9	80	10,50	7,6190	65,2030	81,50	302 Penov, Anton
10	72	9,51	7,5710	64,7916	80,99	194 Zapletal, Miroslav
11	76	10,44	7,2797	62,2989	77,87	117 Nagy, Ernest jun.
12	78	10,74	7,2626	62,1523	77,69	214 Radolec, Michal
13	72	10,53	6,8376	58,5155	73,14	208 Kwiecien, Stanislaw
14	76	11,39	6,6725	57,1027	71,38	145 Sciranka, Martin
15	74	11,35	6,5198	55,7960	69,74	201 Sefranko, Karol
16	78	12,03	6,4838	55,4876	69,36	176 Turkova, Eva
17	72	11,47	6,2772	53,7200	67,15	92 Kucharski, Tomasz
18	72	11,55	6,2338	53,3479	66,68	158 Sychala, Maciek
19	66	10,88	6,0662	51,9137	64,89	11 Borkowski, Lukasz
20	76	12,59	6,0365	51,6600	64,58	6 Baluszynski, Grzegorz
21	66	10,99	6,0055	51,3941	64,24	211 Kovar, Zbynek
22	76	13,18	5,7663	49,3475	61,68	213 Petkova, Kristina
23	76	13,53	5,6171	48,0710	60,09	141 Reiter, Michael
24	72	12,91	5,5771	47,7280	59,66	139 Rasovic, Bosko
25	74	13,40	5,5224	47,2600	59,08	23 Ciurzynski, Pawel
26	68	12,34	5,5105	47,1586	58,95	68 Kapral, Wojtech
27	78	14,42	5,4092	46,2910	57,86	103 Marcinek, Pavel
28	72	13,52	5,3254	45,5746	56,97	89 Kubicz, Zbigniew
29	68	12,78	5,3208	45,5350	56,92	47 Guschyn, Borys
30	80	15,08	5,3050	45,4000	56,75	160 Subasic, Snezana
31	78	14,76	5,2846	45,2247	56,53	48 Gadek, Wojciech
32	78	15,08	5,1724	44,2650	55,33	9 Blaha, Frantisek
33	70	13,61	5,1433	44,0156	55,02	147 Sedy, Roman
34	72	14,26	5,0491	43,2096	54,01	15 Christensen, Christian
35	72	14,52	4,9587	42,4358	53,04	308 Malcharek, Tomasz
36	57	11,60	4,9138	42,0517	52,56	63 Johansen, Ronnie
37	70	14,40	4,8611	41,6009	52,00	102 Manolevski, Michael
38	76	15,73	4,8315	41,3477	51,68	133 Polak, Andrzej
39	76	15,82	4,8040	41,1125	51,39	157 Soltys, Maciek
40	74	15,55	4,7588	40,7257	50,91	34 Ellis, Alexander
41	74	15,60	4,7436	40,5951	50,74	40 Gorski, Dominik
42	70	14,84	4,7170	40,3674	50,46	73 Dose, Klaus- Peter
43	63	13,75	4,5818	39,2107	49,01	3 Bazala, Marcin
44	80	17,59	4,5480	38,9216	48,65	128 Petrov, Oleg
45	76	16,82	4,5184	38,6683	48,34	88 Krzyzaniak, Roman
46	76	16,85	4,5104	38,5994	48,25	17 Chrobok, Piotr

PRODUCTION -- Overall Stage Results

Cracow Open

Printed august 15, 2010 at 13:25



Stage 3 --

	PTS	TIME	HIT FACTOR	STAGE POINTS	STAGE PERCENT	COMPETITOR # Name
47	70	15,53	4,5074	38,5739	48,22	77 Konik, Slawek
48	64	14,52	4,4077	37,7207	47,15	192 Weglarczyk, Mariusz
49	70	16,48	4,2476	36,3503	45,44	59 Horak, Benjamin
50	72	16,96	4,2453	36,3307	45,41	25 Cnotliwy, Slawomir
51	62	14,84	4,1779	35,7540	44,69	153 Siuda, Krzysztof
52	72	17,77	4,0518	34,6746	43,34	82 Kotzyba, Jacek
53	74	18,27	4,0504	34,6625	43,33	86 Krueger jr., Donald
54	74	19,01	3,8927	33,3132	41,64	115 Nadvornikova, Petra
55	66	17,17	3,8439	32,8958	41,12	193 Zalewski, Marcin
56	74	19,51	3,7929	32,4595	40,57	134 Poniedzialek, Piotr
57	76	20,30	3,7438	32,0394	40,05	169 Terving, Theo
58	76	20,74	3,6644	31,3597	39,20	181 Voss, Kai
59	70	20,50	3,4146	29,2221	36,53	65 Kaczova, Miriam
60	68	19,99	3,4017	29,1114	36,39	131 Pilch, Janusz
61	57	16,84	3,3848	28,9667	36,21	5 Baluszynski, Piotr
62	51	16,95	3,0088	25,7494	32,19	196 Zawislak, Marek
63	72	23,97	3,0038	25,7058	32,13	33 Dabrowski, Zbiginiew
64	58	19,32	3,0021	25,6914	32,11	44 Grabarczyk, Jacek
65	62	20,70	2,9952	25,6323	32,04	95 Kekus, Krzysztof
66	60	21,50	2,7907	23,8825	29,85	135 Prokop, Kartarzyna
67	34	12,40	2,7419	23,4652	29,33	119 Nikolaeva, Svetlana
68	70	25,55	2,7397	23,4463	29,31	183 Wetzel, Thomas
69	78	32,16	2,4254	20,7561	25,95	98 Levigion, Bodo
70	62	26,38	2,3503	20,1133	25,14	84 Krajewski, Tomasz
71	40	17,27	2,3162	19,8214	24,78	188 Wrona, Robert
72	62	27,39	2,2636	19,3717	24,21	85 Kruger, Jurgen
73	49	24,11	2,0324	17,3927	21,74	7 Bekier, Piotr
74	40	20,66	1,9361	16,5690	20,71	177 Ullman, Josef
75	34	17,78	1,9123	16,3649	20,46	171 Thieme, Olaf
76	49	31,22	1,5695	13,4317	16,79	18 Chrobok, Zuzanna
77	22	14,49	1,5183	12,9934	16,24	195 Zarzycki, Artur

MODIFIED -- Overall Stage Results

Cracow Open

Printed august 15, 2010 at 13:25



Stage 3 --

	PTS	TIME	HIT FACTOR	STAGE POINTS	STAGE PERCENT	COMPETITOR # Name
1	72	7,62	9,4488	80,0000	100,00	53 Helan, Vit
2	75	8,09	9,2707	78,4920	98,11	149 Sery, Jiri
3	72	7,90	9,1139	77,1646	96,46	52 Heglas, Jakub
4	76	9,62	7,9002	66,8884	83,61	202 Sustr, Milos
5	74	11,19	6,6130	55,9905	69,99	74 Klecanda, Kvido
6	80	12,68	6,3091	53,4175	66,77	189 Wurster, Tilo
7	77	12,52	6,1502	52,0714	65,09	132 Plzak, Jiri
8	0	0,00	0,0000	0,0000	0,00	31 Dabrowski, Darek

OPEN -- Overall Stage Results

Cracow Open

Printed august 15, 2010 at 13:25



Stage 4 --

	PTS	TIME	HIT FACTOR	STAGE POINTS	STAGE PERCENT	COMPETITOR # Name
1	153	18,00	8,5000	155,0000	100,00	66 Kamenicek, Martin
2	150	20,72	7,2394	132,0123	85,17	67 Kamenicek, Miroslav
3	138	20,85	6,6187	120,6940	77,87	130 Pijacek, Petr
4	154	24,07	6,3980	116,6695	75,27	50 Havlicek, Miroslav
5	130	20,56	6,3230	115,3010	74,39	200 Sebo, Robin
6	143	22,99	6,2201	113,4253	73,18	97 de Chesse, Laurent
7	140	22,72	6,1620	112,3654	72,49	161 Sustrova, Katerina
8	139	23,86	5,8256	106,2324	68,54	56 Bettermann, Heribert
9	149	26,13	5,7023	103,9824	67,09	13 Canetta, Irene
10	149	26,21	5,6849	103,6650	66,88	187 Kobler, Wolfgang
11	101	19,56	5,1636	94,1598	60,75	28 Czauderna, Slawomir
12	133	27,29	4,8736	88,8712	57,34	191 Wylon, Marcin
13	126	26,61	4,7351	86,3453	55,71	163 Szabo, Alexander
14	147	43,87	3,3508	61,1030	39,42	75 Kleszcz, Roman
15	149	44,58	3,3423	60,9479	39,32	190 Wylon, Marek
16	106	33,73	3,1426	57,3063	36,97	118 Niedermeyer, Andreas
17	114	37,33	3,0538	55,6877	35,93	185 Wloczewski, Adam
18	145	47,73	3,0379	55,3974	35,74	123 Olszewski, Krzysztof
19	118	40,00	2,9500	53,7941	34,71	148 Sera, Martina
20	68	38,44	1,7690	32,2581	20,81	20 Cias, Mikolaj

STANDARD -- Overall Stage Results

Cracow Open

Printed august 15, 2010 at 13:25



Stage 4 --

	PTS	TIME	HIT FACTOR	STAGE POINTS	STAGE PERCENT	COMPETITOR # Name
1	152	19,85	7,6574	155,0000	100,00	303 Znamenacek, Petr
2	151	22,86	6,6054	133,7055	86,26	2 Batki, Gyorgy
3	139	22,19	6,2641	126,7962	81,80	127 Pesce, Fabrizio
4	155	25,43	6,0952	123,3769	79,60	21 Cieselski, Marcin
5	137	22,57	6,0700	122,8677	79,27	80 Kopunec, Peter
6	149	25,57	5,8271	117,9517	76,10	1 Kopecky, Adam
7	141	24,20	5,8264	117,9376	76,09	166 Szollosi, Gabor
8	148	25,42	5,8222	117,8514	76,03	165 Szaszi, Csaba
9	144	24,82	5,8018	117,4382	75,77	184 Widla, Radoslaw
10	132	22,97	5,7466	116,3219	75,05	96 Perrot, Laurent
11	153	27,42	5,5799	112,9465	72,87	42 Glezgo, Tomas
12	141	25,65	5,4971	111,2706	71,79	32 Dlouha, Helena
13	147	27,31	5,3826	108,9543	70,29	46 Grubiak, Stanislav
14	148	28,12	5,2632	106,5357	68,73	93 Kunovsky, Lukas
15	143	27,67	5,1681	104,6106	67,49	210 Sioda, Wieslaw
16	131	26,06	5,0269	101,7526	65,65	45 Grohol, Radim
17	141	28,78	4,8992	99,1692	63,98	107 Miglec, Gyula
18	144	29,76	4,8387	97,9441	63,19	72 Kieninger, Stephanie
19	130	27,09	4,7988	97,1366	62,67	307 Liehne, Zdenek
20	150	31,42	4,7740	96,6348	62,35	164 Szarvas, Peter
21	121	26,09	4,6378	93,8772	60,57	19 Chudoba, Michal
22	145	31,58	4,5915	92,9404	59,96	143 Sanecznik, Krzysztof
23	144	31,40	4,5860	92,8285	59,89	64 Dumont, Jose
24	141	30,75	4,5854	92,8159	59,88	154 Slunin, Andrej
25	121	27,07	4,4699	90,4786	58,37	137 Pustka, Tomas
26	143	33,73	4,2395	85,8160	55,37	10 Bojanowski, Piotr
27	137	32,61	4,2012	85,0390	54,86	51 Hubner, David
28	134	32,08	4,1771	84,5511	54,55	43 Golab, Tadeusz
29	135	32,41	4,1654	84,3147	54,40	162 Svehla st., Zdenek
30	119	28,88	4,1205	83,4062	53,81	207 Baluszynska, Agnieszka
31	121	30,62	3,9517	79,9887	51,61	114 Nadvornik, Milan
32	114	29,42	3,8749	78,4352	50,60	186 Wochnik, Michal
33	148	39,84	3,7149	75,1954	48,51	138 Rakusan, Josef
34	127	34,24	3,7091	75,0790	48,44	179 Vasicek, David
35	145	39,99	3,6259	73,3948	47,35	76 Koos, Zoltan
36	125	34,59	3,6138	73,1489	47,19	101 Madajewski, Leszek
37	122	33,88	3,6009	72,8895	47,03	209 Znamirovski, Slawek
38	149	41,54	3,5869	72,6053	46,84	30 Dabrowski, Juliusz
39	135	38,24	3,5303	71,4602	46,10	99 Lund, Tobias
40	123	36,10	3,4072	68,9678	44,50	91 Kuc, Maciej
41	135	40,24	3,3549	67,9085	43,81	27 Czapla, Aleksandra
42	129	38,57	3,3446	67,7000	43,68	35 Entl, Zdenek
43	129	38,77	3,3273	67,3508	43,45	81 Koput, Jurand
44	143	44,42	3,2193	65,1638	42,04	104 Wallroth, Marion
45	120	38,80	3,0928	62,6034	40,39	12 Burzec, Wieslaw
46	116	38,11	3,0438	61,6123	39,75	106 Michalowski, Krzysztof

STANDARD -- Overall Stage Results

Cracow Open

Printed august 15, 2010 at 13:25



Stage 4 --

	PTS	TIME	HIT FACTOR	STAGE POINTS	STAGE PERCENT	COMPETITOR # Name
47	141	46,70	3,0193	61,1154	39,43	90 Kubusova, Katarina
48	133	44,71	2,9747	60,2137	38,85	306 Moller, Jerzy
49	133	44,89	2,9628	59,9723	38,69	39 Gaweda, Boguslaw
50	139	48,26	2,8802	58,3010	37,61	182 Weisinger, Mark
51	106	37,47	2,8289	57,2626	36,94	109 Miksza, Maciej
52	113	50,38	2,2430	45,4014	29,29	70 Kasal, Zdenek
53	105	48,48	2,1658	43,8405	28,28	203 Svrcek, Petr
54	113	52,73	2,1430	43,3780	27,99	38 Figei, Tibor
55	117	55,04	2,1257	43,0285	27,76	156 Sowa, Tomasz
56	108	53,70	2,0112	40,7097	26,26	140 Rehberger, Ivo
57	86	43,49	1,9775	40,0274	25,82	212 Pavlik, Peter
58	153	77,62	1,9711	39,8994	25,74	41 Gizinski, Zdzislaw
59	131	68,14	1,9225	38,9151	25,11	144 Schuppik, Dariusz
60	115	71,81	1,6014	32,4162	20,91	125 Pazourkova, Eva
61	85	59,61	1,4259	28,8635	18,62	136 Przybysz, Paul
62	81	61,95	1,3075	26,4662	17,07	204 Svrcek, Radim
63	0	19,92	0,0000	0,0000	0,00	71 Kebo, Vekoslav
64	0	0,00	0,0000	0,0000	0,00	205 Svrckova, Vera
65	0	47,15	0,0000	0,0000	0,00	304 Kiss, Juraj
66	0	0,00	0,0000	0,0000	0,00	120 Noga, Tadeusz

PRODUCTION -- Overall Stage Results

Cracow Open

Printed august 15, 2010 at 13:25



Stage 4 --

	PTS	TIME	HIT FACTOR	STAGE POINTS	STAGE PERCENT	COMPETITOR # Name
1	151	21,24	7,1092	155,0000	100,00	110 Momcilovic, Ljubisa
2	145	21,46	6,7568	147,3152	95,04	126 Palka, Jan
3	139	20,62	6,7410	146,9723	94,82	211 Kovar, Zbynek
4	151	22,55	6,6962	145,9956	94,19	116 Nagy, Ernest
5	145	22,17	6,5404	142,5974	92,00	113 Mysiak, Michal
6	151	24,92	6,0594	132,1108	85,23	145 Sciranka, Martin
7	149	25,77	5,7819	126,0611	81,33	194 Zapletal, Miroslav
8	133	23,30	5,7082	124,4529	80,29	61 Hrnciarik, Andrej
9	139	24,65	5,6389	122,9439	79,32	37 Fedor, Marian
10	151	27,48	5,4949	119,8035	77,29	102 Manolevski, Michael
11	143	26,41	5,4146	118,0530	76,16	9 Blaha, Frantisek
12	141	26,15	5,3920	117,5592	75,84	208 Kwiecien, Stanislaw
13	139	26,61	5,2236	113,8883	73,48	139 Rasovic, Bosko
14	139	26,89	5,1692	112,7024	72,71	6 Baluszynski, Grzegorz
15	127	25,03	5,0739	110,6247	71,37	49 Hagemann, Lars
16	137	27,15	5,0460	110,0171	70,98	103 Marcinek, Pavel
17	129	25,97	4,9673	108,2996	69,87	92 Kucharski, Tomasz
18	137	27,72	4,9423	107,7548	69,52	89 Kubicz, Zbigniew
19	153	31,58	4,8448	105,6303	68,15	128 Petrov, Oleg
20	133	27,85	4,7756	104,1204	67,17	147 Sedy, Roman
21	131	27,47	4,7688	103,9733	67,08	68 Kapral, Vojtech
22	149	32,09	4,6432	101,2339	65,31	119 Nikolaeva, Svetlana
23	135	29,95	4,5075	98,2757	63,40	302 Penov, Anton
24	147	33,49	4,3894	95,6999	61,74	3 Bazala, Marcin
25	147	33,75	4,3556	94,9626	61,27	160 Subasic, Snezana
26	123	28,33	4,3417	94,6603	61,07	117 Nagy, Ernest jun.
27	110	25,87	4,2520	92,7055	59,81	11 Borkowski, Lukasz
28	131	31,01	4,2244	92,1041	59,42	158 Spychala, Maciek
29	133	31,57	4,2129	91,8515	59,26	63 Johansen, Ronnie
30	147	35,33	4,1608	90,7158	58,53	15 Christensen, Christian
31	135	33,47	4,0335	87,9402	56,74	88 Krzyzaniak, Roman
32	133	33,19	4,0072	87,3683	56,37	34 Ellis, Alexander
33	139	34,77	3,9977	87,1604	56,23	175 Tran, Faj
34	143	36,34	3,9351	85,7947	55,35	157 Soltys, Maciek
35	127	32,40	3,9198	85,4610	55,14	176 Turkova, Eva
36	124	32,97	3,7610	81,9997	52,90	169 Terving, Theo
37	133	36,64	3,6299	79,1417	51,06	213 Petkova, Kristina
38	127	35,07	3,6213	78,9546	50,94	5 Baluszynski, Piotr
39	151	41,82	3,6107	78,7231	50,79	40 Gorski, Dominik
40	122	34,08	3,5798	78,0494	50,35	214 Radolec, Michal
41	141	39,74	3,5481	77,3572	49,91	48 Gadek, Wojciech
42	111	31,38	3,5373	77,1222	49,76	153 Siuda, Krzysztof
43	119	34,57	3,4423	75,0511	48,42	44 Grabarczyk, Jacek
44	145	42,83	3,3855	73,8124	47,62	25 Cnotliwy, Slawomir
45	141	41,80	3,3732	73,5448	47,45	73 Dose, Klaus- Peter
46	135	40,33	3,3474	72,9818	47,09	133 Polak, Andrzej

PRODUCTION -- Overall Stage Results

Cracow Open

Printed august 15, 2010 at 13:25



Stage 4 --

	PTS	TIME	HIT FACTOR	STAGE POINTS	STAGE PERCENT	COMPETITOR # Name
47	129	39,36	3,2774	71,4569	46,10	201 Sefranko, Karol
48	111	34,55	3,2127	70,0461	45,19	192 Weglarczyk, Mariusz
49	133	42,47	3,1316	68,2777	44,05	86 Krueger jr., Donald
50	102	32,91	3,0994	67,5743	43,60	77 Konik, Slawek
51	135	44,29	3,0481	66,4565	42,88	17 Chrobok, Piotr
52	124	44,37	2,7947	60,9314	39,31	82 Kotzyba, Jacek
53	153	56,18	2,7234	59,3771	38,31	131 Pilch, Janusz
54	143	54,59	2,6195	57,1126	36,85	115 Nadvornikova, Petra
55	99	38,21	2,5909	56,4895	36,44	59 Horak, Benjamin
56	115	44,64	2,5762	56,1672	36,24	141 Reiter, Michael
57	113	45,18	2,5011	54,5308	35,18	181 Voss, Kai
58	94	39,09	2,4047	52,4290	33,83	47 Guschyn, Borys
59	127	52,82	2,4044	52,4221	33,82	95 Kekus, Krzysztof
60	99	44,20	2,2398	48,8340	31,51	135 Prokop, Kartarzyna
61	95	43,16	2,2011	47,9901	30,96	195 Zarzycki, Artur
62	124	57,00	2,1754	47,4303	30,60	84 Krajewski, Tomasz
63	115	53,68	2,1423	46,7084	30,13	134 Poniedzialek, Piotr
64	109	51,95	2,0982	45,7457	29,51	23 Ciurzynski, Pawel
65	108	51,59	2,0934	45,6423	29,45	193 Zalewski, Marcin
66	118	57,45	2,0540	44,7818	28,89	33 Dabrowski, Zbiginiew
67	99	48,34	2,0480	44,6517	28,81	196 Zawislak, Marek
68	105	53,93	1,9470	42,4491	27,39	65 Kaczova, Miriam
69	100	53,35	1,8744	40,8672	26,37	171 Thieme, Olaf
70	91	50,42	1,8048	39,3503	25,39	85 Kruger, Jurgen
71	113	66,67	1,6949	36,9536	23,84	98 Levigion, Bodo
72	114	71,70	1,5900	34,6653	22,36	183 Wetzel, Thomas
73	103	68,54	1,5028	32,7644	21,14	188 Wrona, Robert
74	80	60,54	1,3214	28,8109	18,59	177 Ullman, Josef
75	101	81,40	1,2408	27,0524	17,45	18 Chrobok, Zuzanna
76	47	49,44	0,9506	20,7266	13,37	7 Bekier, Piotr
77	0	28,27	0,0000	0,0000	0,00	308 Malcharek, Tomasz

MODIFIED -- Overall Stage Results

Cracow Open

Printed august 15, 2010 at 13:25



Stage 4 --

	PTS	TIME	HIT FACTOR	STAGE POINTS	STAGE PERCENT	COMPETITOR # Name
1	148	21,86	6,7704	155,0000	100,00	202 Sustr, Milos
2	146	23,80	6,1345	140,4417	90,61	53 Helan, Vit
3	147	24,34	6,0394	138,2665	89,20	149 Sery, Jiri
4	147	28,57	5,1453	117,7951	76,00	74 Klecanda, Kvido
5	142	29,19	4,8647	111,3716	71,85	189 Wurster, Tilo
6	137	35,19	3,8932	89,1295	57,50	52 Heglas, Jakub
7	120	34,76	3,4522	79,0354	50,99	132 Plzak, Jiri
8	0	0,00	0,0000	0,0000	0,00	31 Dabrowski, Darek

OPEN -- Overall Stage Results

Cracow Open

Printed august 15, 2010 at 13:25



Stage 5 --

	PTS	TIME	HIT FACTOR	STAGE POINTS	STAGE PERCENT	COMPETITOR # Name
1	97	7,74	12,5323	100,0000	100,00	66 Kamenicek, Martin
2	96	7,80	12,3077	98,2078	98,21	50 Havlicek, Miroslav
3	99	8,78	11,2756	89,9725	89,97	97 de Chesse, Laurent
4	92	8,35	11,0180	87,9165	87,92	200 Sebo, Robin
5	94	8,86	10,6095	84,6571	84,66	130 Pijacek, Petr
6	97	9,76	9,9385	79,3033	79,30	56 Bettermann, Heribert
7	97	10,19	9,5191	75,9568	75,96	163 Szabo, Alexander
8	96	10,11	9,4955	75,7686	75,77	67 Kamenicek, Miroslav
9	98	11,57	8,4702	67,5868	67,59	28 Czauderna, Slawomir
10	95	12,26	7,7488	61,8304	61,83	191 Wylon, Marcin
11	81	10,49	7,7216	61,6139	61,61	187 Kobler, Wolfgang
12	95	12,68	7,4921	59,7824	59,78	190 Wylon, Marek
13	86	12,44	6,9132	55,1629	55,16	161 Sustrova, Katerina
14	89	13,10	6,7939	54,2111	54,21	13 Canetta, Irene
15	90	13,78	6,5312	52,1150	52,11	118 Niedermeyer, Andreas
16	94	14,65	6,4164	51,1988	51,20	75 Kleszcz, Roman
17	90	19,30	4,6632	37,2095	37,21	123 Olszewski, Krzysztof
18	90	19,66	4,5778	36,5282	36,53	20 Cias, Mikolaj
19	89	20,57	4,3267	34,5243	34,52	148 Sera, Martina
20	0	13,99	0,0000	0,0000	0,00	185 Wloczewski, Adam

STANDARD -- Overall Stage Results

Cracow Open

Printed august 15, 2010 at 13:25



Stage 5 --

	PTS	TIME	HIT FACTOR	STAGE POINTS	STAGE PERCENT	COMPETITOR # Name
1	97	10,33	9,3901	100,0000	100,00	307 Liehne, Zdenek
2	97	11,08	8,7545	93,2310	93,23	2 Batki, Gyorgy
3	90	10,76	8,3643	89,0756	89,08	154 Slunin, Andrej
4	100	12,53	7,9808	84,9919	84,99	21 Cieselski, Marcin
5	92	11,59	7,9379	84,5343	84,53	210 Sioda, Wieslaw
6	100	12,64	7,9114	84,2522	84,25	127 Pesce, Fabrizio
7	85	11,11	7,6508	81,4767	81,48	80 Kopunec, Peter
8	96	12,82	7,4883	79,7465	79,75	303 Znamenacek, Petr
9	92	12,46	7,3836	78,6318	78,63	32 Dlouha, Helena
10	91	12,38	7,3506	78,2797	78,28	106 Michalowski, Krzysztof
11	93	12,67	7,3402	78,1691	78,17	51 Hubner, David
12	91	12,68	7,1767	76,4277	76,43	166 Szollosi, Gabor
13	98	13,76	7,1221	75,8466	75,85	30 Dabrowski, Juliusz
14	93	13,07	7,1155	75,7767	75,78	184 Widla, Radoslaw
15	97	13,68	7,0906	75,5117	75,51	93 Kunovsky, Lukas
16	97	13,75	7,0545	75,1273	75,13	43 Golab, Tadeusz
17	97	13,85	7,0036	74,5848	74,58	12 Burzec, Wieslaw
18	92	13,69	6,7202	71,5670	71,57	165 Szaszi, Csaba
19	96	14,35	6,6899	71,2439	71,24	64 Dumont, Jose
20	94	14,12	6,6572	70,8960	70,90	209 Znamirovski, Slawek
21	96	14,49	6,6253	70,5556	70,56	137 Pustka, Tomas
22	94	14,25	6,5965	70,2492	70,25	96 Perrot, Laurent
23	97	15,04	6,4495	68,6835	68,68	162 Svehla st., Zdenek
24	91	14,42	6,3107	67,2055	67,21	164 Szarvas, Peter
25	90	14,30	6,2937	67,0247	67,02	91 Kuc, Maciej
26	90	14,33	6,2805	66,8844	66,88	45 Grohol, Radim
27	96	15,54	6,1776	65,7883	65,79	42 Glezgo, Tomas
28	93	15,08	6,1671	65,6765	65,68	143 Sanecznic, Krzysztof
29	90	14,74	6,1058	65,0240	65,02	114 Nadvornik, Milan
30	94	15,55	6,0450	64,3763	64,38	99 Lund, Tobias
31	92	15,29	6,0170	64,0780	64,08	186 Wochnik, Michal
32	96	16,19	5,9296	63,1470	63,15	104 Wallroth, Marion
33	82	13,84	5,9249	63,0967	63,10	71 Kebo, Vekoslav
34	85	14,44	5,8864	62,6874	62,69	203 Svrcek, Petr
35	88	15,06	5,8433	62,2281	62,23	10 Bojanowski, Piotr
36	94	16,56	5,6763	60,4500	60,45	1 Kopecky, Adam
37	94	16,60	5,6627	60,3043	60,30	81 Koput, Jurand
38	86	15,19	5,6616	60,2933	60,29	204 Svrcek, Radim
39	76	13,64	5,5718	59,3373	59,34	107 Miglecz, Gyula
40	72	13,07	5,5088	58,6659	58,67	39 Gaweda, Boguslaw
41	89	16,67	5,3389	56,8569	56,86	70 Kasal, Zdenek
42	76	14,90	5,1007	54,3195	54,32	46 Grubiak, Stanislav
43	85	16,74	5,0777	54,0744	54,07	120 Noga, Tadeusz
44	94	19,22	4,8907	52,0838	52,08	109 Miksza, Maciej
45	98	20,14	4,8659	51,8197	51,82	144 Schuppik, Dariusz
46	68	13,99	4,8606	51,7630	51,76	101 Madajewski, Leszek

STANDARD -- Overall Stage Results

Cracow Open

Printed august 15, 2010 at 13:25



Stage 5 --

	PTS	TIME	HIT FACTOR	STAGE POINTS	STAGE PERCENT	COMPETITOR # Name
47	77	16,04	4,8005	51,1228	51,12	19 Chudoba, Michal
48	92	19,21	4,7892	51,0022	51,00	140 Rehberger, Ivo
49	80	17,30	4,6243	49,2462	49,25	212 Pavlik, Peter
50	98	21,28	4,6053	49,0437	49,04	90 Kubusova, Katarina
51	94	20,50	4,5854	48,8318	48,83	38 Figei, Tibor
52	67	14,92	4,4906	47,8228	47,82	207 Baluszynska, Agnieszka
53	99	22,92	4,3194	45,9991	46,00	138 Rakusan, Josef
54	74	17,52	4,2237	44,9807	44,98	179 Vasicek, David
55	90	21,86	4,1171	43,8451	43,85	304 Kiss, Juraj
56	76	18,95	4,0106	42,7103	42,71	72 Kieninger, Stephanie
57	95	24,31	3,9079	41,6167	41,62	306 Moller, Jerzy
58	78	20,74	3,7608	40,0511	40,05	76 Koos, Zoltan
59	74	20,67	3,5801	38,1259	38,13	156 Sowa, Tomasz
60	96	27,29	3,5178	37,4625	37,46	182 Weisinger, Mark
61	80	23,00	3,4783	37,0417	37,04	35 Entl, Zdenek
62	88	27,28	3,2258	34,3532	34,35	125 Pazourkova, Eva
63	92	30,87	2,9802	31,7380	31,74	136 Przybysz, Paul
64	65	24,21	2,6848	28,5922	28,59	27 Czapla, Aleksandra
65	90	36,32	2,4780	26,3891	26,39	41 Gizinski, Zdzislaw
66	0	0,00	0,0000	0,0000	0,00	205 Svrckova, Vera

PRODUCTION -- Overall Stage Results

Cracow Open

Printed august 15, 2010 at 13:25



Stage 5 --

	PTS	TIME	HIT FACTOR	STAGE POINTS	STAGE PERCENT	COMPETITOR # Name
1	96	9,17	10,4689	100,0000	100,00	49 Hagemann, Lars
2	94	9,01	10,4329	99,6555	99,66	110 Momcilovic, Ljubisa
3	98	10,49	9,3422	89,2378	89,24	194 Zapletal, Miroslav
4	96	10,45	9,1866	87,7512	87,75	302 Penov, Anton
5	94	10,40	9,0385	86,3361	86,34	37 Fedor, Marian
6	98	11,16	8,7814	83,8803	83,88	116 Nagy, Ernest
7	92	10,91	8,4326	80,5492	80,55	61 Hrniciarik, Andrej
8	96	11,45	8,3843	80,0873	80,09	113 Mysiak, Michal
9	96	11,58	8,2902	79,1882	79,19	117 Nagy, Ernest jun.
10	82	9,91	8,2745	79,0384	79,04	211 Kovar, Zbynek
11	88	11,45	7,6856	73,4134	73,41	126 Palka, Jan
12	83	10,94	7,5868	72,4701	72,47	175 Tran, Faj
13	88	11,68	7,5342	71,9677	71,97	158 Spychala, Maciek
14	92	12,65	7,2727	69,4697	69,47	214 Radolec, Michal
15	86	12,30	6,9919	66,7869	66,79	147 Sedy, Roman
16	90	12,90	6,9767	66,6424	66,64	102 Manolevski, Michael
17	86	12,53	6,8635	65,5610	65,56	48 Gadek, Wojciech
18	88	13,42	6,5574	62,6366	62,64	201 Sefranko, Karol
19	88	13,53	6,5041	62,1274	62,13	11 Borkowski, Lukasz
20	88	13,72	6,4140	61,2670	61,27	6 Baluszynski, Grzegorz
21	84	13,16	6,3830	60,9707	60,97	63 Johansen, Ronnie
22	68	10,70	6,3551	60,7048	60,70	153 Siuda, Krzysztof
23	92	14,54	6,3274	60,4396	60,44	145 Sciranka, Martin
24	80	12,67	6,3141	60,3131	60,31	103 Marcinek, Pavel
25	92	14,61	6,2971	60,1500	60,15	119 Nikolaeva, Svetlana
26	90	14,51	6,2026	59,2479	59,25	128 Petrov, Oleg
27	100	16,40	6,0976	58,2444	58,24	160 Subasic, Snezana
28	84	13,93	6,0302	57,6005	57,60	208 Kwiecien, Stanislaw
29	92	15,43	5,9624	56,9534	56,95	88 Krzyzaniak, Roman
30	90	15,11	5,9563	56,8953	56,90	213 Petkova, Kristina
31	88	14,93	5,8942	56,3016	56,30	15 Christensen, Christian
32	94	16,23	5,7917	55,3232	55,32	68 Kapral, Vojtech
33	90	15,60	5,7692	55,1082	55,11	92 Kucharski, Tomasz
34	84	14,57	5,7653	55,0703	55,07	59 Horak, Benjamin
35	94	16,79	5,5986	53,4780	53,48	40 Gorski, Dominik
36	80	14,36	5,5710	53,2150	53,21	181 Voss, Kai
37	77	14,13	5,4494	52,0531	52,05	176 Turkova, Eva
38	88	16,52	5,3269	50,8828	50,88	139 Rasovic, Bosko
39	79	14,92	5,2949	50,5774	50,58	9 Blaha, Frantisek
40	88	16,64	5,2885	50,5158	50,52	192 Weglarczyk, Mariusz
41	88	16,85	5,2226	49,8862	49,89	23 Ciurzynski, Pawel
42	84	16,45	5,1064	48,7766	48,78	89 Kubicz, Zbigniew
43	94	18,67	5,0348	48,0930	48,09	34 Ellis, Alexander
44	88	18,06	4,8726	46,5439	46,54	82 Kotzyba, Jacek
45	80	16,44	4,8662	46,4822	46,48	77 Konik, Slawek
46	69	14,47	4,7685	45,5490	45,55	65 Kaczova, Miriam

PRODUCTION -- Overall Stage Results

Cracow Open

Printed august 15, 2010 at 13:25



Stage 5 --

	PTS	TIME	HIT FACTOR	STAGE POINTS	STAGE PERCENT	COMPETITOR # Name
47	96	20,34	4,7198	45,0836	45,08	47 Guschyn, Borys
48	92	19,85	4,6348	44,2716	44,27	188 Wrona, Robert
49	72	15,66	4,5977	43,9176	43,92	133 Polak, Andrzej
50	88	19,29	4,5619	43,5761	43,58	7 Bekier, Piotr
51	84	18,80	4,4681	42,6795	42,68	196 Zawislak, Marek
52	88	19,81	4,4422	42,4323	42,43	169 Terving, Theo
53	90	20,41	4,4096	42,1209	42,12	86 Krueger jr., Donald
54	69	15,65	4,4089	42,1146	42,11	308 Malcharek, Tomasz
55	94	21,71	4,3298	41,3586	41,36	85 Kruger, Jurgen
56	62	14,33	4,3266	41,3279	41,33	3 Bazala, Marcin
57	92	21,41	4,2971	41,0458	41,05	25 Cnotliwy, Slawomir
58	82	19,12	4,2887	40,9660	40,97	141 Reiter, Michael
59	88	20,78	4,2348	40,4516	40,45	17 Chrobok, Piotr
60	80	19,98	4,0040	38,2466	38,25	157 Soltys, Maciek
61	82	21,31	3,8480	36,7560	36,76	73 Dose, Klaus- Peter
62	79	20,56	3,8424	36,7030	36,70	193 Zalewski, Marcin
63	84	21,96	3,8251	36,5380	36,54	195 Zarzycki, Artur
64	94	24,58	3,8242	36,5295	36,53	95 Kekus, Krzysztof
65	90	24,86	3,6203	34,5812	34,58	115 Nadvornikova, Petra
66	88	24,82	3,5455	33,8672	33,87	177 Ullman, Josef
67	78	22,07	3,5342	33,7591	33,76	5 Baluszynski, Piotr
68	86	24,53	3,5059	33,4888	33,49	44 Grabarczyk, Jacek
69	77	23,90	3,2218	30,7745	30,77	84 Krajewski, Tomasz
70	88	27,89	3,1553	30,1392	30,14	131 Pilch, Janusz
71	78	25,00	3,1200	29,8025	29,80	171 Thieme, Olaf
72	78	26,16	2,9817	28,4810	28,48	134 Poniedzialek, Piotr
73	74	26,54	2,7882	26,6335	26,63	33 Dabrowski, Zbiginiew
74	76	28,58	2,6592	25,4009	25,40	98 Levigion, Bodo
75	50	27,79	1,7992	17,1862	17,19	183 Wetzel, Thomas
76	74	41,69	1,7750	16,9550	16,96	135 Prokop, Kartarzyna
77	60	41,26	1,4542	13,8906	13,89	18 Chrobok, Zuzanna

MODIFIED -- Overall Stage Results

Cracow Open

Printed august 15, 2010 at 13:25




Stage 5 --

	PTS	TIME	HIT FACTOR	STAGE POINTS	STAGE PERCENT	COMPETITOR # Name
1	95	10,27	9,2502	100,0000	100,00	53 Helan, Vit
2	98	11,16	8,7814	94,9311	94,93	149 Sery, Jiri
3	97	12,78	7,5900	82,0517	82,05	74 Klecanda, Kvido
4	94	12,73	7,3841	79,8264	79,83	202 Sustr, Milos
5	96	14,76	6,5041	70,3124	70,31	132 Plzak, Jiri
6	99	15,79	6,2698	67,7797	67,78	189 Wurster, Tilo
7	83	15,98	5,1940	56,1498	56,15	52 Heglas, Jakub
8	0	0,00	0,0000	0,0000	0,00	31 Dabrowski, Darek

OPEN -- Overall Stage Results

Cracow Open

Printed august 15, 2010 at 13:25



Stage 6 --

	PTS	TIME	HIT FACTOR	STAGE POINTS	STAGE PERCENT	COMPETITOR # Name
1	97	11,99	8,0901	100,0000	100,00	130 Pijacek, Petr
2	98	12,69	7,7226	95,4579	95,46	50 Havlicek, Miroslav
3	99	13,37	7,4046	91,5274	91,53	163 Szabo, Alexander
4	86	11,79	7,2943	90,1638	90,16	66 Kamenicek, Martin
5	100	13,93	7,1788	88,7353	88,74	56 Bettermann, Heribert
6	96	13,77	6,9717	86,1757	86,18	67 Kamenicek, Miroslav
7	72	11,07	6,5041	80,3956	80,40	200 Sebo, Robin
8	96	15,23	6,3033	77,9146	77,91	28 Czauderna, Slawomir
9	96	15,30	6,2745	77,5581	77,56	148 Sera, Martina
10	89	15,08	5,9019	72,9518	72,95	97 de Chesse, Laurent
11	93	15,78	5,8935	72,8490	72,85	191 Wylon, Marcin
12	84	15,25	5,5082	68,0858	68,09	161 Sustrova, Katerina
13	90	16,70	5,3892	66,6152	66,62	118 Niedermeyer, Andreas
14	94	17,74	5,2988	65,4970	65,50	13 Canetta, Irene
15	78	17,58	4,4369	54,8432	54,84	185 Wloczewski, Adam
16	86	19,81	4,3412	53,6613	53,66	75 Kleszcz, Roman
17	73	16,98	4,2992	53,1413	53,14	187 Kobler, Wolfgang
18	87	20,98	4,1468	51,2579	51,26	190 Wylon, Marek
19	43	20,18	2,1308	26,3387	26,34	20 Cias, Mikolaj
20	58	32,85	1,7656	21,8243	21,82	123 Olszewski, Krzysztof

STANDARD -- Overall Stage Results

Cracow Open

Printed august 15, 2010 at 13:25



Stage 6 --

	PTS	TIME	HIT FACTOR	STAGE POINTS	STAGE PERCENT	COMPETITOR # Name
1	96	12,54	7,6555	100,0000	100,00	2 Batki, Gyorgy
2	97	13,79	7,0341	91,8827	91,88	307 Liehne, Zdenek
3	97	14,68	6,6076	86,3122	86,31	21 Cieselski, Marcin
4	95	14,61	6,5024	84,9375	84,94	303 Znamenacek, Petr
5	92	14,97	6,1456	80,2772	80,28	51 Hubner, David
6	99	16,13	6,1376	80,1728	80,17	80 Kopunec, Peter
7	94	15,34	6,1278	80,0440	80,04	154 Slunin, Andrej
8	97	16,06	6,0399	78,8956	78,90	165 Szaszi, Csaba
9	93	15,55	5,9807	78,1230	78,12	210 Sioda, Wieslaw
10	96	16,25	5,9077	77,1692	77,17	1 Kopecky, Adam
11	87	14,99	5,8039	75,8130	75,81	127 Pesce, Fabrizio
12	96	16,61	5,7797	75,4967	75,50	93 Kunovsky, Lukas
13	93	16,59	5,6058	73,2256	73,23	137 Pustka, Tomas
14	100	18,19	5,4975	71,8114	71,81	42 Glezgo, Tomas
15	96	17,54	5,4732	71,4937	71,49	166 Szollosi, Gabor
16	98	17,94	5,4627	71,3559	71,36	162 Svehla st., Zdenek
17	88	16,23	5,4221	70,8256	70,83	107 Miglecz, Gyula
18	88	16,35	5,3823	70,3058	70,31	46 Grubiak, Stanislav
19	88	16,40	5,3659	70,0915	70,09	45 Grohol, Radim
20	86	16,14	5,3284	69,6019	69,60	184 Widla, Radoslaw
21	97	18,36	5,2832	69,0121	69,01	106 Michalowski, Krzysztof
22	90	17,38	5,1784	67,6424	67,64	32 Dlouha, Helena
23	88	17,26	5,0985	66,5991	66,60	212 Pavlik, Peter
24	84	16,91	4,9675	64,8876	64,89	71 Kebo, Vekoslav
25	84	17,03	4,9325	64,4304	64,43	19 Chudoba, Michal
26	94	19,36	4,8554	63,4233	63,42	12 Burzec, Wieslaw
27	91	18,90	4,8148	62,8935	62,89	120 Noga, Tadeusz
28	88	18,34	4,7983	62,6772	62,68	179 Vasicek, David
29	94	19,60	4,7959	62,6467	62,65	209 Znamirovski, Slawek
30	81	17,55	4,6154	60,2885	60,29	39 Gaweda, Boguslaw
31	88	19,46	4,5221	59,0699	59,07	35 Entl, Zdenek
32	88	19,55	4,5013	58,7980	58,80	99 Lund, Tobias
33	90	20,11	4,4754	58,4597	58,46	30 Dabrowski, Juliusz
34	80	17,99	4,4469	58,0878	58,09	114 Nadvornik, Milan
35	88	19,81	4,4422	58,0263	58,03	182 Weisinger, Mark
36	86	20,06	4,2871	56,0007	56,00	186 Wochnik, Michal
37	79	18,68	4,2291	55,2429	55,24	101 Madajewski, Leszek
38	80	20,05	3,9900	52,1197	52,12	104 Wallroth, Marion
39	95	24,15	3,9337	51,3846	51,38	81 Koput, Jurand
40	94	23,99	3,9183	51,1828	51,18	144 Schuppik, Dariusz
41	81	20,95	3,8663	50,5042	50,50	72 Kieninger, Stephanie
42	90	23,66	3,8039	49,6883	49,69	140 Rehberger, Ivo
43	67	17,66	3,7939	49,5576	49,56	164 Szarvas, Peter
44	63	16,68	3,7770	49,3368	49,34	203 Svrcek, Petr
45	71	19,06	3,7251	48,6588	48,66	43 Golab, Tadeusz
46	90	24,55	3,6660	47,8870	47,89	27 Czapla, Aleksandra

STANDARD -- Overall Stage Results

Cracow Open

Printed august 15, 2010 at 13:25



Stage 6 --

	PTS	TIME	HIT FACTOR	STAGE POINTS	STAGE PERCENT	COMPETITOR # Name
47	80	22,02	3,6331	47,4569	47,46	143 Sanecznik, Krzysztof
48	78	21,70	3,5945	46,9528	46,95	96 Perrot, Laurent
49	77	21,51	3,5797	46,7602	46,76	38 Figei, Tibor
50	95	26,96	3,5237	46,0288	46,03	138 Rakusan, Josef
51	90	25,83	3,4843	45,5139	45,51	70 Kasal, Zdenek
52	63	18,27	3,4483	45,0431	45,04	64 Dumont, Jose
53	65	19,55	3,3248	43,4303	43,43	91 Kuc, Maciej
54	79	24,00	3,2917	42,9974	43,00	156 Sowa, Tomasz
55	73	23,41	3,1183	40,7331	40,73	76 Koos, Zoltan
56	88	29,06	3,0282	39,5561	39,56	90 Kubusova, Katarina
57	60	20,37	2,9455	38,4757	38,48	10 Bojanowski, Piotr
58	73	26,06	2,8012	36,5910	36,59	204 Svrcek, Radim
59	63	22,88	2,7535	35,9675	35,97	304 Kiss, Juraj
60	69	25,99	2,6549	34,6792	34,68	109 Miksza, Maciej
61	78	35,64	2,1886	28,5880	28,59	136 Przybysz, Paul
62	50	26,35	1,8975	24,7865	24,79	207 Baluszynska, Agnieszka
63	63	42,14	1,4950	19,5287	19,53	306 Moller, Jerzy
64	80	57,28	1,3966	18,2437	18,24	125 Pazourkova, Eva
65	65	54,51	1,1924	15,5763	15,58	41 Gizinski, Zdzislaw
66	0	0,00	0,0000	0,0000	0,00	205 Svrckova, Vera

PRODUCTION -- Overall Stage Results**Cracow Open**

Printed august 15, 2010 at 13:25

**Stage 6 --**

	PTS	TIME	HIT FACTOR	STAGE POINTS	STAGE PERCENT	COMPETITOR # Name
1	96	13,76	6,9767	100,0000	100,00	126 Palka, Jan
2	96	13,95	6,8817	98,6380	98,64	113 Mysiak, Michal
3	90	13,76	6,5407	93,7500	93,75	194 Zapletal, Miroslav
4	90	13,99	6,4332	92,2087	92,21	110 Momcilovic, Ljubisa
5	90	14,12	6,3739	91,3598	91,36	37 Fedor, Marian
6	92	15,31	6,0091	86,1311	86,13	117 Nagy, Ernest jun.
7	84	14,11	5,9532	85,3296	85,33	175 Tran, Faj
8	90	15,18	5,9289	84,9802	84,98	145 Sciranka, Martin
9	94	16,00	5,8750	84,2083	84,21	49 Hagemann, Lars
10	88	15,10	5,8278	83,5320	83,53	211 Kovar, Zbynek
11	98	16,89	5,8022	83,1656	83,17	302 Penov, Anton
12	100	17,47	5,7241	82,0454	82,05	214 Radolec, Michal
13	88	15,40	5,7143	81,9048	81,90	158 Spychala, Maciek
14	94	16,64	5,6490	80,9696	80,97	176 Turkova, Eva
15	81	14,38	5,6328	80,7371	80,74	116 Nagy, Ernest
16	73	13,12	5,5640	79,7510	79,75	61 Hrcniarik, Andrej
17	98	17,84	5,4933	78,7369	78,74	201 Sefranko, Karol
18	86	15,88	5,4156	77,6238	77,62	195 Zarzycki, Artur
19	96	17,98	5,3393	76,5295	76,53	6 Baluszynski, Grzegorz
20	90	17,17	5,2417	75,1310	75,13	103 Marcinek, Pavel
21	88	16,97	5,1856	74,3272	74,33	102 Manolevski, Michael
22	96	18,67	5,1419	73,7011	73,70	139 Rasovic, Bosko
23	90	17,59	5,1165	73,3371	73,34	15 Christensen, Christian
24	86	17,01	5,0558	72,4672	72,47	213 Petkova, Kristina
25	84	16,72	5,0239	72,0096	72,01	147 Sedy, Roman
26	86	17,16	5,0117	71,8337	71,83	208 Kwiecien, Stanislaw
27	90	18,15	4,9587	71,0744	71,07	68 Kapral, Vojtech
28	96	19,40	4,9485	70,9278	70,93	48 Gadek, Wojciech
29	90	18,31	4,9153	70,4533	70,45	88 Krzyzaniak, Roman
30	96	20,08	4,7809	68,5259	68,53	160 Subasic, Snezana
31	82	17,18	4,7730	68,4129	68,41	23 Ciurzynski, Pawel
32	88	18,64	4,7210	67,6681	67,67	3 Bazala, Marcin
33	90	19,45	4,6272	66,3239	66,32	34 Ellis, Alexander
34	79	17,57	4,4963	64,4470	64,45	11 Borkowski, Lukasz
35	72	16,43	4,3822	62,8119	62,81	92 Kucharski, Tomasz
36	84	20,03	4,1937	60,1098	60,11	59 Horak, Benjamin
37	84	20,54	4,0896	58,6173	58,62	192 Weglarczyk, Mariusz
38	94	23,02	4,0834	58,5288	58,53	40 Gorski, Dominik
39	77	19,24	4,0021	57,3631	57,36	119 Nikolaeva, Svetlana
40	74	19,20	3,8542	55,2431	55,24	9 Blaha, Frantisek
41	76	20,17	3,7680	54,0076	54,01	193 Zalewski, Marcin
42	82	22,05	3,7188	53,3031	53,30	308 Malcharek, Tomasz
43	88	23,85	3,6897	52,8861	52,89	86 Krueger jr., Donald
44	94	26,23	3,5837	51,3661	51,37	115 Nadvornikova, Petra
45	90	25,51	3,5280	50,5684	50,57	181 Voss, Kai
46	82	23,51	3,4879	49,9929	49,99	5 Baluszynski, Piotr

PRODUCTION -- Overall Stage Results

Cracow Open

Printed august 15, 2010 at 13:25



Stage 6 --

	PTS	TIME	HIT FACTOR	STAGE POINTS	STAGE PERCENT	COMPETITOR # Name
47	77	22,37	3,4421	49,3369	49,34	128 Petrov, Oleg
48	80	23,33	3,4291	49,1499	49,15	44 Grabarczyk, Jacek
49	79	23,33	3,3862	48,5355	48,54	169 Terving, Theo
50	79	23,39	3,3775	48,4110	48,41	73 Dose, Klaus- Peter
51	80	23,84	3,3557	48,0984	48,10	17 Chrobok, Piotr
52	94	28,21	3,3322	47,7608	47,76	84 Krajewski, Tomasz
53	82	24,73	3,3158	47,5266	47,53	141 Reiter, Michael
54	84	25,76	3,2609	46,7391	46,74	188 Wrona, Robert
55	60	19,19	3,1266	44,8150	44,82	63 Johansen, Ronnie
56	67	22,22	3,0153	43,2193	43,22	77 Konik, Slawek
57	82	29,56	2,7740	39,7609	39,76	95 Kekus, Krzysztof
58	49	19,08	2,5681	36,8099	36,81	89 Kubicz, Zbigniew
59	62	25,59	2,4228	34,7271	34,73	25 Cnotliwy, Slawomir
60	60	25,00	2,4000	34,4000	34,40	171 Thieme, Olaf
61	54	22,77	2,3715	33,9921	33,99	134 Poniedzialek, Piotr
62	43	18,18	2,3652	33,9017	33,90	153 Siuda, Krzysztof
63	69	29,37	2,3493	33,6738	33,67	82 Kotzyba, Jacek
64	78	33,25	2,3459	33,6241	33,62	157 Soltys, Maciek
65	46	20,39	2,2560	32,3361	32,34	196 Zawislak, Marek
66	55	26,62	2,0661	29,6143	29,61	7 Bekier, Piotr
67	80	39,93	2,0035	28,7169	28,72	98 Levigion, Bodo
68	56	28,65	1,9546	28,0163	28,02	177 Ullman, Josef
69	37	20,81	1,7780	25,4845	25,48	47 Guschyn, Borys
70	63	37,34	1,6872	24,1832	24,18	85 Kruger, Jurgen
71	51	31,86	1,6008	22,9441	22,94	183 Wetzel, Thomas
72	55	35,82	1,5355	22,0082	22,01	33 Dabrowski, Zbiginiew
73	84	60,29	1,3933	19,9701	19,97	131 Pilch, Janusz
74	51	39,45	1,2928	18,5298	18,53	18 Chrobok, Zuzanna
75	52	41,59	1,2503	17,9210	17,92	135 Prokop, Kartarzyna
76	28	41,95	0,6675	9,5669	9,57	65 Kaczova, Miriam
77	0	39,44	0,0000	0,0000	0,00	133 Polak, Andrzej

MODIFIED -- Overall Stage Results

Cracow Open

Printed august 15, 2010 at 13:25




Stage 6 --

	PTS	TIME	HIT FACTOR	STAGE POINTS	STAGE PERCENT	COMPETITOR # Name
1	95	14,58	6,5158	100,0000	100,00	202 Sustr, Milos
2	97	15,67	6,1902	95,0028	95,00	149 Sery, Jiri
3	92	15,18	6,0606	93,0144	93,01	53 Helan, Vit
4	94	15,53	6,0528	92,8946	92,89	189 Wurster, Tilo
5	98	16,36	5,9902	91,9341	91,93	74 Klecanda, Kvido
6	92	18,52	4,9676	76,2396	76,24	132 Plzak, Jiri
7	82	16,57	4,9487	75,9496	75,95	52 Heglas, Jakub
8	0	0,00	0,0000	0,0000	0,00	31 Dabrowski, Darek

OPEN -- Overall Stage Results

Cracow Open

Printed august 15, 2010 at 13:25



Stage 7 --

	PTS	TIME	HIT FACTOR	STAGE POINTS	STAGE PERCENT	COMPETITOR # Name
1	42	5,49	7,6503	45,0000	100,00	200 Sebo, Robin
2	42	5,63	7,4600	43,8810	97,51	66 Kamenicek, Martin
3	44	6,09	7,2250	42,4982	94,44	50 Havlicek, Miroslav
4	41	5,83	7,0326	41,3667	91,93	130 Pijacek, Petr
5	41	6,29	6,5183	38,3415	85,20	161 Sustrova, Katerina
6	40	6,51	6,1444	36,1422	80,32	148 Sera, Martina
7	43	7,00	6,1429	36,1332	80,30	28 Czauderna, Slawomir
8	36	6,12	5,8824	34,6008	76,89	67 Kamenicek, Miroslav
9	40	7,06	5,6657	33,3266	74,06	56 Bettermann, Heribert
10	41	7,85	5,2229	30,7220	68,27	191 Wylon, Marcin
11	40	8,19	4,8840	28,7284	63,84	97 de Chesse, Laurent
12	38	7,88	4,8223	28,3657	63,03	13 Canetta, Irene
13	34	7,09	4,7955	28,2077	62,68	187 Kobler, Wolfgang
14	28	9,89	2,8311	16,6532	37,01	163 Szabo, Alexander
15	35	18,86	1,8558	10,9160	24,26	123 Olszewski, Krzysztof
16	20	11,18	1,7889	10,5226	23,38	190 Wylon, Marek
17	20	12,29	1,6273	9,5722	21,27	75 Kleszcz, Roman
18	20	13,88	1,4409	8,4757	18,83	20 Cias, Mikolaj
19	9	8,78	1,0251	6,0295	13,40	118 Niedermeyer, Andreas
20	9	12,66	0,7109	4,1816	9,29	185 Wloczewski, Adam

STANDARD -- Overall Stage Results

Cracow Open

Printed august 15, 2010 at 13:25



Stage 7 --

	PTS	TIME	HIT FACTOR	STAGE POINTS	STAGE PERCENT	COMPETITOR # Name
1	41	7,03	5,8321	45,0000	100,00	2 Batki, Gyorgy
2	41	7,10	5,7746	44,5563	99,01	80 Kopunec, Peter
3	40	7,09	5,6417	43,5309	96,74	307 Liehne, Zdenek
4	44	7,92	5,5556	42,8659	95,26	303 Znamenacek, Petr
5	41	8,03	5,1059	39,3960	87,55	46 Grubiak, Stanislav
6	43	8,72	4,9312	38,0484	84,55	165 Szaszi, Csaba
7	40	8,20	4,8780	37,6383	83,64	21 Cieselski, Marcin
8	44	9,33	4,7160	36,3877	80,86	127 Pesce, Fabrizio
9	37	8,00	4,6250	35,6858	79,30	96 Perrot, Laurent
10	39	8,61	4,5296	34,9499	77,67	32 Dlouha, Helena
11	41	9,20	4,4565	34,3859	76,41	162 Svehla st., Zdenek
12	37	8,55	4,3275	33,3902	74,20	164 Szarvas, Peter
13	37	8,57	4,3174	33,3123	74,03	19 Chudoba, Michal
14	33	8,23	4,0097	30,9384	68,75	107 Miglecz, Gyula
15	35	8,77	3,9909	30,7930	68,43	39 Gaweda, Boguslaw
16	35	9,27	3,7756	29,1321	64,74	10 Bojanowski, Piotr
17	41	10,97	3,7375	28,8377	64,08	154 Slunin, Andrej
18	41	11,23	3,6509	28,1701	62,60	51 Hubner, David
19	43	12,19	3,5275	27,2175	60,48	42 Glezgo, Tomas
20	35	10,10	3,4653	26,7381	59,42	1 Kopecky, Adam
21	42	12,19	3,4454	26,5846	59,08	210 Sioda, Wieslaw
22	41	12,21	3,3579	25,9091	57,58	64 Dumont, Jose
23	37	11,45	3,2314	24,9333	55,41	38 Figei, Tibor
24	39	12,07	3,2312	24,9311	55,40	12 Burzec, Wieslaw
25	39	12,47	3,1275	24,1314	53,63	91 Kuc, Maciej
26	27	9,09	2,9703	22,9184	50,93	93 Kunovsky, Lukas
27	38	13,10	2,9008	22,3819	49,74	138 Rakusan, Josef
28	36	12,44	2,8939	22,3288	49,62	81 Koput, Jurand
29	24	8,56	2,8037	21,6332	48,07	179 Vasicek, David
30	31	11,24	2,7580	21,2804	47,29	30 Dabrowski, Juliusz
31	37	13,45	2,7509	21,2258	47,17	71 Kebo, Vekoslav
32	25	9,36	2,6709	20,6086	45,80	43 Golab, Tadeusz
33	35	13,56	2,5811	19,9156	44,26	99 Lund, Tobias
34	39	15,11	2,5811	19,9152	44,26	109 Miksza, Maciej
35	35	13,83	2,5307	19,5267	43,39	35 Entl, Zdenek
36	27	10,83	2,4931	19,2362	42,75	45 Grohol, Radim
37	39	15,68	2,4872	19,1912	42,65	156 Sowa, Tomasz
38	24	9,98	2,4048	18,5552	41,23	212 Pavlik, Peter
39	26	10,86	2,3941	18,4726	41,05	184 Widla, Radoslaw
40	36	15,04	2,3936	18,4688	41,04	144 Schuppik, Dariusz
41	37	15,87	2,3314	17,9891	39,98	186 Wochnik, Michal
42	28	12,08	2,3179	17,8844	39,74	106 Michalowski, Krzysztof
43	33	14,59	2,2618	17,4519	38,78	204 Svrcek, Radim
44	31	14,60	2,1233	16,3830	36,41	104 Wallroth, Marion
45	27	12,91	2,0914	16,1370	35,86	207 Baluszynska, Agnieszka
46	24	11,82	2,0305	15,6667	34,81	140 Rehberger, Ivo

STANDARD -- Overall Stage Results

Cracow Open

Printed august 15, 2010 at 13:25



Stage 7 --

	PTS	TIME	HIT FACTOR	STAGE POINTS	STAGE PERCENT	COMPETITOR # Name
47	31	15,82	1,9595	15,1196	33,60	182 Weisinger, Mark
48	23	12,43	1,8504	14,2771	31,73	137 Pustka, Tomas
49	39	21,09	1,8492	14,2683	31,71	27 Czapla, Aleksandra
50	25	14,40	1,7361	13,3956	29,77	203 Svrcek, Petr
51	37	21,88	1,6910	13,0478	29,00	90 Kubusova, Katarina
52	33	21,16	1,5595	12,0332	26,74	136 Przybysz, Paul
53	21	15,56	1,3496	10,4134	23,14	143 Sanecznik, Krzysztof
54	24	18,07	1,3282	10,2480	22,77	120 Noga, Tadeusz
55	20	15,29	1,3080	10,0927	22,43	72 Kieninger, Stephanie
56	20	17,60	1,1364	8,7680	19,48	306 Moller, Jerzy
57	16	16,33	0,9798	7,5599	16,80	114 Nadvornik, Milan
58	11	11,41	0,9641	7,4386	16,53	209 Znamirovski, Slawek
59	20	23,46	0,8525	6,5779	14,62	41 Gizinski, Zdzislaw
60	9	11,13	0,8086	6,2392	13,86	101 Madajewski, Leszek
61	10	13,00	0,7692	5,9353	13,19	70 Kasal, Zdenek
62	7	15,81	0,4428	3,4163	7,59	76 Koos, Zoltan
63	11	34,11	0,3225	2,4883	5,53	125 Pazourkova, Eva
64	0	28,21	0,0000	0,0000	0,00	304 Kiss, Juraj
65	0	0,00	0,0000	0,0000	0,00	205 Svrckova, Vera
66	0	8,65	0,0000	0,0000	0,00	166 Szollosi, Gabor

PRODUCTION -- Overall Stage Results

Cracow Open

Printed august 15, 2010 at 13:25



Stage 7 --

	PTS	TIME	HIT FACTOR	STAGE POINTS	STAGE PERCENT	COMPETITOR # Name
1	43	6,63	6,4857	45,0000	100,00	126 Palka, Jan
2	41	7,19	5,7024	39,5651	87,92	194 Zapletal, Miroslav
3	43	7,79	5,5199	38,2991	85,11	110 Momcilovic, Ljubisa
4	41	8,07	5,0805	35,2507	78,33	61 Hrniciarik, Andrej
5	43	8,69	4,9482	34,3326	76,29	117 Nagy, Ernest jun.
6	37	7,48	4,9465	34,3208	76,27	103 Marcinek, Pavel
7	45	9,18	4,9020	34,0116	75,58	147 Sedy, Roman
8	35	7,32	4,7814	33,1753	73,72	37 Fedor, Marian
9	35	7,44	4,7043	32,6402	72,53	302 Penov, Anton
10	41	8,72	4,7018	32,6231	72,50	208 Kwiecien, Stanislaw
11	37	8,11	4,5623	31,6547	70,34	145 Sciranka, Martin
12	39	8,57	4,5508	31,5749	70,17	68 Kapral, Vojtech
13	39	8,64	4,5139	31,3190	69,60	49 Hagemann, Lars
14	31	7,17	4,3236	29,9985	66,66	211 Kovar, Zbynek
15	35	8,13	4,3050	29,8700	66,38	102 Manolevski, Michael
16	39	9,06	4,3046	29,8672	66,37	116 Nagy, Ernest
17	33	8,07	4,0892	28,3725	63,05	11 Borkowski, Lukasz
18	39	9,58	4,0710	28,2460	62,77	158 Spychala, Maciek
19	43	10,90	3,9450	27,3716	60,83	175 Tran, Faj
20	37	10,04	3,6853	25,5697	56,82	113 Mysiak, Michal
21	45	13,03	3,4536	23,9621	53,25	308 Malcharek, Tomasz
22	39	11,36	3,4331	23,8201	52,93	213 Petkova, Kristina
23	35	11,14	3,1418	21,7992	48,44	23 Ciurzynski, Pawel
24	33	10,85	3,0415	21,1029	46,90	214 Radolec, Michal
25	37	12,36	2,9935	20,7702	46,16	44 Grabarczyk, Jacek
26	37	13,25	2,7925	19,3751	43,06	141 Reiter, Michael
27	33	11,87	2,7801	19,2895	42,87	9 Blaha, Frantisek
28	37	13,44	2,7530	19,1012	42,45	47 Guschyn, Borys
29	35	12,92	2,7090	18,7959	41,77	34 Ellis, Alexander
30	33	12,19	2,7071	18,7831	41,74	5 Baluszynski, Piotr
31	35	12,98	2,6965	18,7090	41,58	169 Terving, Theo
32	24	9,04	2,6549	18,4205	40,93	139 Rasovic, Bosko
33	35	13,41	2,6100	18,1091	40,24	6 Baluszynski, Grzegorz
34	37	14,63	2,5290	17,5475	38,99	86 Krueger jr., Donald
35	24	9,93	2,4169	16,7695	37,27	92 Kucharski, Tomasz
36	29	12,08	2,4007	16,6567	37,01	3 Bazala, Marcin
37	37	15,57	2,3764	16,4881	36,64	89 Kubicz, Zbigniew
38	33	14,16	2,3305	16,1699	35,93	160 Subasic, Snezana
39	24	10,68	2,2472	15,5918	34,65	128 Petrov, Oleg
40	33	15,00	2,2000	15,2644	33,92	192 Weglarczyk, Mariusz
41	24	10,99	2,1838	15,1520	33,67	119 Nikolaeva, Svetlana
42	45	21,05	2,1378	14,8326	32,96	201 Sefranko, Karol
43	33	15,52	2,1263	14,7530	32,78	176 Turkova, Eva
44	27	12,75	2,1176	14,6930	32,65	171 Thieme, Olaf
45	31	14,68	2,1117	14,6519	32,56	40 Gorski, Dominik
46	35	17,17	2,0384	14,1434	31,43	15 Christensen, Christian

PRODUCTION -- Overall Stage Results

Cracow Open

Printed august 15, 2010 at 13:25



Stage 7 --

	PTS	TIME	HIT FACTOR	STAGE POINTS	STAGE PERCENT	COMPETITOR # Name
47	35	17,80	1,9663	13,6429	30,32	84 Krajewski, Tomasz
48	23	11,79	1,9508	13,5354	30,08	59 Horak, Benjamin
49	27	13,95	1,9355	13,4291	29,84	73 Dose, Klaus- Peter
50	22	11,79	1,8660	12,9469	28,77	88 Krzyzaniak, Roman
51	35	19,26	1,8172	12,6087	28,02	85 Kruger, Jurgen
52	22	12,16	1,8092	12,5530	27,90	133 Polak, Andrzej
53	25	13,82	1,8090	12,5513	27,89	153 Siuda, Krzysztof
54	24	14,00	1,7143	11,8944	26,43	25 Cnotliwy, Slawomir
55	24	14,27	1,6819	11,6693	25,93	134 Poniedzialek, Piotr
56	22	13,17	1,6705	11,5903	25,76	188 Wrona, Robert
57	29	18,06	1,6058	11,1414	24,76	181 Voss, Kai
58	22	13,74	1,6012	11,1095	24,69	193 Zalewski, Marcin
59	16	10,61	1,5080	10,4631	23,25	48 Gadek, Wojciech
60	26	18,01	1,4436	10,0165	22,26	115 Nadvornikova, Petra
61	16	12,13	1,3190	9,1520	20,34	63 Johansen, Ronnie
62	20	15,77	1,2682	8,7995	19,55	196 Zawislak, Marek
63	22	18,09	1,2161	8,4380	18,75	95 Kekus, Krzysztof
64	22	20,19	1,0896	7,5604	16,80	131 Pilch, Janusz
65	31	28,45	1,0896	7,5603	16,80	98 Levigion, Bodo
66	20	23,59	0,8478	5,8825	13,07	183 Wetzel, Thomas
67	11	13,91	0,7908	5,4869	12,19	77 Konik, Slawek
68	16	22,22	0,7201	4,9961	11,10	65 Kaczova, Miriam
69	9	12,71	0,7081	4,9131	10,92	17 Chrobok, Piotr
70	22	41,54	0,5296	3,6746	8,17	18 Chrobok, Zuzanna
71	5	14,38	0,3477	2,4125	5,36	195 Zarzycki, Artur
72	18	52,28	0,3443	2,3889	5,31	135 Prokop, Kartarzyna
73	7	24,18	0,2895	2,0086	4,46	82 Kotzyba, Jacek
74	3	16,54	0,1814	1,2585	2,80	157 Soltys, Maciek
75	0	28,89	0,0000	0,0000	0,00	7 Bekier, Piotr
76	0	20,59	0,0000	0,0000	0,00	177 Ullman, Josef
77	0	17,67	0,0000	0,0000	0,00	33 Dabrowski, Zbiginiew

MODIFIED -- Overall Stage Results

Cracow Open

Printed august 15, 2010 at 13:25



Stage 7 --

	PTS	TIME	HIT FACTOR	STAGE POINTS	STAGE PERCENT	COMPETITOR # Name
1	39	6,52	5,9816	45,0000	100,00	202 Sustr, Milos
2	40	7,31	5,4720	41,1659	91,48	53 Helan, Vit
3	41	7,98	5,1378	38,6524	85,89	149 Sery, Jiri
4	40	10,17	3,9331	29,5893	65,75	52 Heglas, Jakub
5	29	7,55	3,8411	28,8966	64,21	132 Plzak, Jiri
6	29	9,33	3,1083	23,3836	51,96	74 Klecanda, Kvido
7	29	11,65	2,4893	18,7270	41,62	189 Wurster, Tilo
8	0	0,00	0,0000	0,0000	0,00	31 Dabrowski, Darek

OPEN -- Overall Stage Results

Cracow Open

Printed august 15, 2010 at 13:25



Stage 8 --

	PTS	TIME	HIT FACTOR	STAGE POINTS	STAGE PERCENT	COMPETITOR # Name
1	75	12,04	6,2292	80,0000	100,00	50 Havlicek, Miroslav
2	74	12,06	6,1360	78,8024	98,50	66 Kamenicek, Martin
3	77	12,68	6,0726	77,9878	97,48	56 Bettermann, Heribert
4	71	12,05	5,8921	75,6705	94,59	130 Pijacek, Petr
5	75	14,27	5,2558	67,4983	84,37	67 Kamenicek, Miroslav
6	74	15,18	4,8748	62,6059	78,26	161 Sustrova, Katerina
7	74	15,25	4,8525	62,3185	77,90	187 Kobler, Wolfgang
8	64	13,23	4,8375	62,1263	77,66	163 Szabo, Alexander
9	75	15,53	4,8294	62,0219	77,53	148 Sera, Martina
10	69	14,81	4,6590	59,8342	74,79	13 Canetta, Irene
11	71	15,28	4,6466	59,6747	74,59	191 Wylon, Marcin
12	54	11,68	4,6233	59,3753	74,22	97 de Chesse, Laurent
13	61	13,76	4,4331	56,9333	71,17	190 Wylon, Marek
14	71	16,22	4,3773	56,2164	70,27	28 Czauderna, Slawomir
15	54	12,47	4,3304	55,6138	69,52	200 Sebo, Robin
16	60	17,34	3,4602	44,4383	55,55	118 Niedermeyer, Andreas
17	62	20,57	3,0141	38,7091	48,39	20 Cias, Mikolaj
18	70	23,37	2,9953	38,4676	48,08	185 Wloczewski, Adam
19	55	24,39	2,2550	28,9605	36,20	123 Olszewski, Krzysztof
20	40	18,81	2,1265	27,3103	34,14	75 Kleszcz, Roman

STANDARD -- Overall Stage Results

Cracow Open

Printed august 15, 2010 at 13:25



Stage 8 --

	PTS	TIME	HIT FACTOR	STAGE POINTS	STAGE PERCENT	COMPETITOR # Name
1	78	12,16	6,4145	80,0000	100,00	303 Znamenacek, Petr
2	76	12,86	5,9098	73,7058	92,13	307 Liehne, Zdenek
3	76	13,52	5,6213	70,1077	87,63	21 Cieselski, Marcin
4	76	14,38	5,2851	65,9149	82,39	127 Pesce, Fabrizio
5	77	14,95	5,1505	64,2360	80,30	80 Kopunec, Peter
6	62	12,15	5,1029	63,6421	79,55	2 Batki, Gyorgy
7	76	15,29	4,9706	61,9919	77,49	154 Slunin, Andrej
8	68	14,52	4,6832	58,4079	73,01	45 Grohol, Radim
9	72	15,41	4,6723	58,2719	72,84	107 Miglecz, Gyula
10	74	15,97	4,6337	57,7904	72,24	166 Szollosi, Gabor
11	72	16,49	4,3663	54,4554	68,07	42 Glezgo, Tomas
12	71	16,44	4,3187	53,8624	67,33	210 Sioda, Wieslaw
13	62	14,55	4,2612	53,1444	66,43	39 Gaweda, Boguslaw
14	76	17,91	4,2434	52,9233	66,15	101 Madajewski, Leszek
15	68	16,28	4,1769	52,0935	65,12	32 Dlouha, Helena
16	77	18,47	4,1689	51,9939	64,99	64 Dumont, Jose
17	75	18,09	4,1459	51,7073	64,63	165 Szaszi, Csaba
18	70	17,01	4,1152	51,3243	64,16	46 Grubiak, Stanislav
19	66	16,05	4,1121	51,2859	64,11	114 Nadvornik, Milan
20	72	17,64	4,0816	50,9053	63,63	209 Znamirovski, Slawek
21	67	16,53	4,0532	50,5511	63,19	93 Kunovsky, Lukas
22	70	17,35	4,0346	50,3185	62,90	43 Golab, Tadeusz
23	70	17,86	3,9194	48,8816	61,10	164 Szarvas, Peter
24	77	19,66	3,9166	48,8468	61,06	162 Svehla st., Zdenek
25	61	15,90	3,8365	47,8478	59,81	137 Pustka, Tomas
26	68	17,83	3,8138	47,5649	59,46	207 Baluszynska, Agnieszka
27	74	19,60	3,7755	47,0874	58,86	143 Sanecznik, Krzysztof
28	66	17,69	3,7309	46,5313	58,16	71 Kebo, Vekoslav
29	64	17,18	3,7253	46,4607	58,08	212 Pavlik, Peter
30	74	19,93	3,7130	46,3077	57,88	186 Wochnik, Michal
31	58	15,77	3,6779	45,8696	57,34	51 Hubner, David
32	77	21,16	3,6389	45,3841	56,73	12 Burzec, Wieslaw
33	68	18,89	3,5998	44,8958	56,12	19 Chudoba, Michal
34	70	19,49	3,5916	44,7935	55,99	120 Noga, Tadeusz
35	75	21,03	3,5663	44,4786	55,60	144 Schuppik, Dariusz
36	74	21,08	3,5104	43,7814	54,73	99 Lund, Tobias
37	74	22,00	3,3636	41,9506	52,44	76 Koos, Zoltan
38	61	18,70	3,2620	40,6834	50,85	38 Figei, Tibor
39	51	15,70	3,2484	40,5135	50,64	10 Bojanowski, Piotr
40	76	23,48	3,2368	40,3687	50,46	70 Kasal, Zdenek
41	47	14,69	3,1995	39,9030	49,88	1 Kopecky, Adam
42	70	22,24	3,1475	39,2547	49,07	182 Weisinger, Mark
43	66	21,03	3,1384	39,1412	48,93	204 Svrcek, Radim
44	42	13,62	3,0837	38,4593	48,07	96 Perrot, Laurent
45	66	21,53	3,0655	38,2322	47,79	140 Rehberger, Ivo
46	76	24,96	3,0449	37,9750	47,47	109 Miksza, Maciej

STANDARD -- Overall Stage Results

Cracow Open

Printed august 15, 2010 at 13:25



Stage 8 --

	PTS	TIME	HIT FACTOR	STAGE POINTS	STAGE PERCENT	COMPETITOR # Name
47	74	24,74	2,9911	37,3045	46,63	184 Widla, Radoslaw
48	56	18,96	2,9536	36,8365	46,05	179 Vasicek, David
49	74	25,20	2,9365	36,6235	45,78	81 Koput, Jurand
50	60	20,69	2,9000	36,1676	45,21	104 Wallroth, Marion
51	72	25,83	2,7875	34,7646	43,46	72 Kieninger, Stephanie
52	62	22,70	2,7313	34,0639	42,58	35 Entl, Zdenek
53	65	23,96	2,7129	33,8342	42,29	106 Michalowski, Krzysztof
54	54	20,09	2,6879	33,5230	41,90	203 Svrcek, Petr
55	73	28,87	2,5286	31,5359	39,42	138 Rakusan, Josef
56	60	23,84	2,5168	31,3887	39,24	91 Kuc, Maciej
57	38	15,72	2,4173	30,1481	37,69	304 Kiss, Juraj
58	49	20,50	2,3902	29,8106	37,26	30 Dabrowski, Juliusz
59	52	22,55	2,3060	28,7598	35,95	156 Sowa, Tomasz
60	70	31,80	2,2013	27,4536	34,32	90 Kubusova, Katarina
61	60	29,97	2,0020	24,9686	31,21	306 Moller, Jerzy
62	64	39,18	1,6335	20,3725	25,47	125 Pazourkova, Eva
63	22	24,22	0,9083	11,3286	14,16	27 Czapla, Aleksandra
64	37	43,56	0,8494	10,5936	13,24	41 Gizinski, Zdzislaw
65	23	27,35	0,8410	10,4882	13,11	205 Svrckova, Vera
66	0	21,12	0,0000	0,0000	0,00	136 Przybysz, Paul

PRODUCTION -- Overall Stage Results

Cracow Open

Printed august 15, 2010 at 13:25



Stage 8 --

	PTS	TIME	HIT FACTOR	STAGE POINTS	STAGE PERCENT	COMPETITOR # Name
1	76	13,67	5,5596	80,0000	100,00	37 Fedor, Marian
2	68	12,53	5,4270	78,0913	97,61	211 Kovar, Zbynek
3	74	14,70	5,0340	72,4368	90,55	110 Momcilovic, Ljubisa
4	66	13,46	4,9034	70,5576	88,20	175 Tran, Faj
5	72	14,76	4,8780	70,1926	87,74	116 Nagy, Ernest
6	76	15,72	4,8346	69,5674	86,96	126 Palka, Jan
7	74	15,33	4,8271	69,4600	86,82	103 Marcinek, Pavel
8	66	14,03	4,7042	67,6910	84,61	117 Nagy, Ernest jun.
9	74	15,86	4,6658	67,1388	83,92	213 Petkova, Kristina
10	72	15,58	4,6213	66,4982	83,12	49 Hagemann, Lars
11	68	14,72	4,6196	66,4731	83,09	147 Sedy, Roman
12	66	14,31	4,6122	66,3665	82,96	194 Zapletal, Miroslav
13	74	16,59	4,4605	64,1845	80,23	102 Manolevski, Michael
14	74	16,98	4,3581	62,7103	78,39	11 Borkowski, Lukasz
15	74	16,98	4,3581	62,7103	78,39	23 Ciurzynski, Pawel
16	70	16,07	4,3559	62,6797	78,35	214 Radolec, Michal
17	72	16,82	4,2806	61,5958	76,99	302 Penov, Anton
18	76	18,02	4,2175	60,6881	75,86	158 Sychala, Maciek
19	76	18,49	4,1103	59,1455	73,93	139 Rasovic, Bosko
20	76	18,62	4,0816	58,7325	73,42	119 Nikolaeva, Svetlana
21	68	16,80	4,0476	58,2431	72,80	68 Kapral, Vojtech
22	66	16,40	4,0244	57,9089	72,39	6 Baluszynski, Grzegorz
23	74	18,60	3,9785	57,2484	71,56	181 Voss, Kai
24	72	18,53	3,8856	55,9116	69,89	88 Krzyzaniak, Roman
25	62	16,43	3,7736	54,2999	67,87	92 Kucharski, Tomasz
26	57	15,16	3,7599	54,1029	67,63	61 Hrcniarik, Andrej
27	68	18,39	3,6977	53,2074	66,51	176 Turkova, Eva
28	72	19,71	3,6530	52,5643	65,71	48 Gadek, Wojciech
29	68	18,71	3,6344	52,2974	65,37	160 Subasic, Snezana
30	64	17,83	3,5895	51,6504	64,56	113 Mysiak, Michal
31	70	19,76	3,5425	50,9749	63,72	9 Blaha, Frantisek
32	68	19,71	3,4500	49,6441	62,06	89 Kubicz, Zbigniew
33	58	16,94	3,4238	49,2674	61,58	308 Malcharek, Tomasz
34	66	19,34	3,4126	49,1058	61,38	3 Bazala, Marcin
35	76	22,70	3,3480	48,1762	60,22	128 Petrov, Oleg
36	64	19,17	3,3385	48,0400	60,05	34 Ellis, Alexander
37	74	22,35	3,3110	47,6430	59,55	169 Terving, Theo
38	49	15,15	3,2343	46,5402	58,18	63 Johansen, Ronnie
39	66	20,52	3,2164	46,2819	57,85	77 Konik, Slawek
40	76	23,65	3,2135	46,2410	57,80	40 Gorski, Dominik
41	53	16,70	3,1737	45,6672	57,08	59 Horak, Benjamin
42	70	22,22	3,1503	45,3314	56,66	133 Polak, Andrzej
43	66	21,35	3,0913	44,4827	55,60	195 Zarzycki, Artur
44	74	24,18	3,0604	44,0373	55,05	15 Christensen, Christian
45	70	23,19	3,0185	43,4352	54,29	7 Bekier, Piotr
46	70	23,61	2,9648	42,6626	53,33	17 Chrobok, Piotr

PRODUCTION -- Overall Stage Results

Cracow Open

Printed august 15, 2010 at 13:25



Stage 8 --

	PTS	TIME	HIT FACTOR	STAGE POINTS	STAGE PERCENT	COMPETITOR # Name
47	49	16,55	2,9607	42,6033	53,25	145 Sciranka, Martin
48	66	22,30	2,9596	42,5877	53,23	193 Zalewski, Marcin
49	47	15,95	2,9467	42,4016	53,00	201 Sefranko, Karol
50	60	20,71	2,8972	41,6885	52,11	196 Zawislak, Marek
51	68	24,13	2,8181	40,5505	50,69	157 Soltys, Maciek
52	72	25,71	2,8005	40,2972	50,37	82 Kotzyba, Jacek
53	51	18,77	2,7171	39,0977	48,87	192 Weglarczyk, Mariusz
54	62	22,99	2,6968	38,8059	48,51	44 Grabarczyk, Jacek
55	60	22,42	2,6762	38,5089	48,14	153 Siuda, Krzysztof
56	68	25,71	2,6449	38,0585	47,57	73 Dose, Klaus- Peter
57	66	25,55	2,5832	37,1705	46,46	84 Krajewski, Tomasz
58	62	24,72	2,5081	36,0901	45,11	86 Krueger jr., Donald
59	74	30,03	2,4642	35,4586	44,32	131 Pilch, Janusz
60	72	29,32	2,4557	35,3357	44,17	177 Ullman, Josef
61	66	27,54	2,3965	34,4846	43,11	85 Kruger, Jurgen
62	70	29,55	2,3689	34,0867	42,61	115 Nadvornikova, Petra
63	58	25,21	2,3007	33,1055	41,38	141 Reiter, Michael
64	72	32,79	2,1958	31,5963	39,50	95 Kekus, Krzysztof
65	37	17,20	2,1512	30,9541	38,69	208 Kwiecien, Stanislaw
66	56	28,27	1,9809	28,5041	35,63	188 Wrona, Robert
67	51	26,23	1,9443	27,9780	34,97	5 Baluszynski, Piotr
68	59	31,82	1,8542	26,6807	33,35	33 Dabrowski, Zbiginiew
69	64	35,92	1,7817	25,6383	32,05	135 Prokop, Kartarzyna
70	48	30,75	1,5610	22,4616	28,08	65 Kaczova, Miriam
71	48	37,90	1,2665	18,2241	22,78	134 Poniedzialek, Piotr
72	45	37,00	1,2162	17,5007	21,88	18 Chrobok, Zuzanna
73	28	23,09	1,2126	17,4493	21,81	25 Cnotliwy, Slawomir
74	26	25,95	1,0019	14,4172	18,02	183 Wetzel, Thomas
75	26	41,39	0,6282	9,0391	11,30	98 Levigion, Bodo
76	5	26,62	0,1878	2,7028	3,38	171 Thieme, Olaf
77	0	17,08	0,0000	0,0000	0,00	47 Guschyn, Borys

MODIFIED -- Overall Stage Results

Cracow Open

Printed august 15, 2010 at 13:25




Stage 8 --

	PTS	TIME	HIT FACTOR	STAGE POINTS	STAGE PERCENT	COMPETITOR # Name
1	77	15,20	5,0658	80,0000	100,00	149 Sery, Jiri
2	75	16,00	4,6875	74,0260	92,53	189 Wurster, Tilo
3	72	15,87	4,5369	71,6471	89,56	52 Heglas, Jakub
4	63	13,91	4,5291	71,5247	89,41	53 Helan, Vit
5	75	16,73	4,4830	70,7959	88,49	74 Klecanda, Kvido
6	66	14,73	4,4807	70,7594	88,45	202 Sustr, Milos
7	72	17,97	4,0067	63,2743	79,09	132 Plzak, Jiri
8	0	0,00	0,0000	0,0000	0,00	31 Dabrowski, Darek

OPEN -- Overall Stage Results

Cracow Open

Printed august 15, 2010 at 13:25



Stage 9 --

	PTS	TIME	HIT FACTOR	STAGE POINTS	STAGE PERCENT	COMPETITOR # Name
1	155	17,75	8,7324	160,0000	100,00	66 Kamenicek, Martin
2	150	18,38	8,1610	149,5314	93,46	200 Sebo, Robin
3	154	19,17	8,0334	147,1924	92,00	130 Pijacek, Petr
4	150	20,04	7,4850	137,1451	85,72	56 Bettermann, Heribert
5	151	20,20	7,4752	136,9658	85,60	163 Szabo, Alexander
6	156	21,04	7,4144	135,8518	84,91	161 Sustrova, Katerina
7	153	21,29	7,1865	131,6747	82,30	28 Czauderna, Slawomir
8	153	21,73	7,0410	129,0085	80,63	50 Havlicek, Miroslav
9	153	22,61	6,7669	123,9874	77,49	148 Sera, Martina
10	146	21,78	6,7034	122,8235	76,76	97 de Chesse, Laurent
11	139	22,20	6,2613	114,7225	71,70	13 Canetta, Irene
12	117	19,18	6,1001	111,7697	69,86	67 Kamenicek, Miroslav
13	135	24,90	5,4217	99,3393	62,09	187 Kobler, Wolfgang
14	151	28,52	5,2945	97,0095	60,63	191 Wylon, Marcin
15	137	28,59	4,7919	87,7997	54,87	118 Niedermeyer, Andreas
16	132	27,87	4,7363	86,7808	54,24	190 Wylon, Marek
17	136	32,67	4,1628	76,2740	47,67	20 Cias, Mikolaj
18	111	28,67	3,8716	70,9385	44,34	185 Wloczewski, Adam
19	96	25,97	3,6966	67,7308	42,33	75 Kleszcz, Roman
20	152	43,90	3,4624	63,4404	39,65	123 Olszewski, Krzysztof

STANDARD -- Overall Stage Results

Cracow Open

Printed august 15, 2010 at 13:25



Stage 9 --

	PTS	TIME	HIT FACTOR	STAGE POINTS	STAGE PERCENT	COMPETITOR # Name
1	149	19,24	7,7443	160,0000	100,00	2 Batki, Gyorgy
2	146	19,00	7,6842	158,7589	99,22	303 Znamenacek, Petr
3	153	21,20	7,2170	149,1057	93,19	307 Liehne, Zdenek
4	154	21,96	7,0128	144,8863	90,55	127 Pesce, Fabrizio
5	156	22,67	6,8813	142,1713	88,86	21 Cieselski, Marcin
6	152	22,44	6,7736	139,9457	87,47	210 Sioda, Wieslaw
7	148	22,00	6,7273	138,9882	86,87	107 Miglecz, Gyula
8	153	23,48	6,5162	134,6270	84,14	184 Widla, Radoslaw
9	153	24,13	6,3407	131,0005	81,88	165 Szaszi, Csaba
10	151	24,32	6,2089	128,2780	80,17	93 Kunovsky, Lukas
11	142	23,02	6,1685	127,4447	79,65	114 Nadvornik, Milan
12	151	24,99	6,0424	124,8388	78,02	51 Hubner, David
13	151	25,35	5,9566	123,0659	76,92	106 Michalowski, Krzysztof
14	138	23,85	5,7862	119,5445	74,72	45 Grohol, Radim
15	144	25,00	5,7600	119,0039	74,38	12 Burzec, Wieslaw
16	143	25,02	5,7154	118,0830	73,80	166 Szollosi, Gabor
17	148	26,05	5,6814	117,3796	73,36	64 Dumont, Jose
18	146	25,71	5,6787	117,3247	73,33	46 Grubiak, Stanislav
19	158	28,18	5,6068	115,8390	72,40	80 Kopunec, Peter
20	154	27,69	5,5616	114,9044	71,82	162 Svehla st., Zdenek
21	140	25,35	5,5227	114,1008	71,31	32 Dlouha, Helena
22	149	27,01	5,5165	113,9726	71,23	164 Szarvas, Peter
23	136	24,88	5,4662	112,9347	70,58	19 Chudoba, Michal
24	141	26,09	5,4044	111,6564	69,79	39 Gaweda, Boguslaw
25	146	27,07	5,3934	111,4303	69,64	10 Bojanowski, Piotr
26	145	27,75	5,2252	107,9553	67,47	101 Madajewski, Leszek
27	134	26,09	5,1361	106,1132	66,32	304 Kiss, Juraj
28	119	23,41	5,0833	105,0230	65,64	137 Pustka, Tomas
29	136	27,09	5,0203	103,7215	64,83	154 Slunin, Andrej
30	138	27,87	4,9516	102,3012	63,94	71 Kebo, Vekoslav
31	152	31,00	4,9032	101,3026	63,31	1 Kopecky, Adam
32	119	24,81	4,7965	99,0966	61,94	96 Perrot, Laurent
33	139	28,99	4,7948	99,0616	61,91	38 Figei, Tibor
34	130	27,24	4,7724	98,5996	61,62	42 Glezgo, Tomas
35	146	30,72	4,7526	98,1907	61,37	30 Dabrowski, Juliusz
36	136	29,02	4,6864	96,8234	60,51	43 Golab, Tadeusz
37	146	31,42	4,6467	96,0031	60,00	104 Wallroth, Marion
38	132	28,76	4,5897	94,8252	59,27	186 Wochnik, Michal
39	151	33,02	4,5730	94,4797	59,05	143 Sanecznik, Krzysztof
40	134	29,55	4,5347	93,6885	58,56	212 Pavlik, Peter
41	150	33,15	4,5249	93,4860	58,43	81 Koput, Jurand
42	119	27,43	4,3383	89,6313	56,02	179 Vasicek, David
43	156	36,18	4,3118	89,0830	55,68	138 Rakusan, Josef
44	146	34,03	4,2903	88,6400	55,40	99 Lund, Tobias
45	130	30,80	4,2208	87,2030	54,50	76 Koos, Zoltan
46	131	31,85	4,1130	84,9769	53,11	72 Kieninger, Stephanie

STANDARD -- Overall Stage Results

Cracow Open

Printed august 15, 2010 at 13:25



Stage 9 --

	PTS	TIME	HIT FACTOR	STAGE POINTS	STAGE PERCENT	COMPETITOR # Name
47	143	35,67	4,0090	82,8270	51,77	144 Schuppik, Dariusz
48	154	38,85	3,9640	81,8971	51,19	109 Miksza, Maciej
49	138	34,91	3,9530	81,6710	51,04	140 Rehberger, Ivo
50	152	39,52	3,8462	79,4631	49,66	182 Weisinger, Mark
51	146	38,71	3,7716	77,9235	48,70	306 Moller, Jerzy
52	100	27,60	3,6232	74,8565	46,79	207 Baluszynska, Agnieszka
53	115	33,77	3,4054	70,3567	43,97	204 Svrcek, Radim
54	107	32,32	3,3106	68,3992	42,75	70 Kasal, Zdenek
55	148	45,40	3,2599	67,3511	42,09	90 Kubusova, Katarina
56	87	26,83	3,2426	66,9942	41,87	203 Svrcek, Petr
57	150	46,61	3,2182	66,4892	41,56	136 Przybysz, Paul
58	117	38,53	3,0366	62,7373	39,21	205 Svrckova, Vera
59	116	38,38	3,0224	62,4442	39,03	91 Kuc, Maciej
60	83	27,58	3,0094	62,1760	38,86	35 Entl, Zdenek
61	92	31,63	2,9086	60,0935	37,56	209 Znamirovski, Slawek
62	132	48,18	2,7397	56,6038	35,38	27 Czapla, Aleksandra
63	82	30,19	2,7161	56,1164	35,07	156 Sowa, Tomasz
64	158	70,03	2,2562	46,6135	29,13	41 Gizinski, Zdzislaw
65	132	59,08	2,2343	46,1607	28,85	125 Pazourkova, Eva
66	0	0,00	0,0000	0,0000	0,00	120 Noga, Tadeusz

PRODUCTION -- Overall Stage Results

Cracow Open

Printed august 15, 2010 at 13:25



Stage 9 --

	PTS	TIME	HIT FACTOR	STAGE POINTS	STAGE PERCENT	COMPETITOR # Name
1	158	20,36	7,7603	160,0000	100,00	110 Momcilovic, Ljubisa
2	158	20,43	7,7337	159,4518	99,66	194 Zapletal, Miroslav
3	142	19,53	7,2709	149,9087	93,69	37 Fedor, Marian
4	152	20,96	7,2519	149,5178	93,45	113 Mysiak, Michal
5	152	21,29	7,1395	147,2003	92,00	116 Nagy, Ernest
6	132	19,18	6,8822	141,8946	88,68	211 Kovar, Zbynek
7	150	22,30	6,7265	138,6842	86,68	302 Penov, Anton
8	152	22,83	6,6579	137,2708	85,79	147 Sedy, Roman
9	125	19,26	6,4901	133,8118	83,63	126 Palka, Jan
10	154	23,81	6,4679	133,3528	83,35	117 Nagy, Ernest jun.
11	150	23,27	6,4461	132,9032	83,06	214 Radolec, Michal
12	156	24,86	6,2751	129,3791	80,86	61 Hrcniarik, Andrej
13	150	24,65	6,0852	125,4628	78,41	102 Manolevski, Michael
14	144	23,89	6,0276	124,2759	77,67	9 Blaha, Frantisek
15	152	25,51	5,9584	122,8496	76,78	145 Sciranka, Martin
16	137	23,45	5,8422	120,4532	75,28	208 Kwiecien, Stanislaw
17	126	21,80	5,7798	119,1666	74,48	175 Tran, Faj
18	152	26,83	5,6653	116,8056	73,00	139 Rasovic, Bosko
19	144	25,50	5,6471	116,4295	72,77	103 Marcinek, Pavel
20	144	25,54	5,6382	116,2471	72,65	176 Turkova, Eva
21	146	27,01	5,4054	111,4471	69,65	201 Sefranko, Karol
22	150	28,04	5,3495	110,2945	68,93	6 Baluszynski, Grzegorz
23	154	28,81	5,3454	110,2093	68,88	3 Bazala, Marcin
24	134	25,32	5,2923	109,1143	68,20	47 Guschyn, Borys
25	138	26,58	5,1919	107,0446	66,90	68 Kapral, Vojtech
26	123	23,89	5,1486	106,1524	66,35	213 Petkova, Kristina
27	126	25,79	4,8856	100,7302	62,96	59 Horak, Benjamin
28	148	31,00	4,7742	98,4330	61,52	48 Gadek, Wojciech
29	114	24,13	4,7244	97,4066	60,88	153 Siuda, Krzysztof
30	130	27,60	4,7101	97,1125	60,70	44 Grabarczyk, Jacek
31	118	25,38	4,6493	95,8586	59,91	11 Borkowski, Lukasz
32	138	29,78	4,6340	95,5422	59,71	141 Reiter, Michael
33	154	33,28	4,6274	95,4065	59,63	119 Nikolaeva, Svetlana
34	152	33,14	4,5866	94,5653	59,10	160 Subasic, Snezana
35	138	30,09	4,5862	94,5578	59,10	169 Terving, Theo
36	121	26,75	4,5234	93,2615	58,29	23 Ciurzynski, Pawel
37	87	19,35	4,4961	92,6998	57,94	49 Hagemann, Lars
38	148	33,07	4,4754	92,2716	57,67	88 Krzyzaniak, Roman
39	145	32,59	4,4492	91,7327	57,33	15 Christensen, Christian
40	152	34,17	4,4483	91,7148	57,32	40 Gorski, Dominik
41	142	32,73	4,3385	89,4505	55,91	34 Ellis, Alexander
42	160	38,03	4,2072	86,7430	54,21	128 Petrov, Oleg
43	130	31,05	4,1868	86,3222	53,95	92 Kucharski, Tomasz
44	150	36,04	4,1620	85,8118	53,63	193 Zalewski, Marcin
45	127	30,61	4,1490	85,5423	53,46	77 Konik, Slawek
46	134	33,27	4,0277	83,0410	51,90	17 Chrobok, Piotr

PRODUCTION -- Overall Stage Results

Cracow Open

Printed august 15, 2010 at 13:25



Stage 9 --

	PTS	TIME	HIT FACTOR	STAGE POINTS	STAGE PERCENT	COMPETITOR # Name
47	116	28,90	4,0138	82,7563	51,72	89 Kubicz, Zbigniew
48	131	32,73	4,0024	82,5213	51,58	133 Polak, Andrzej
49	132	33,86	3,8984	80,3762	50,24	196 Zawislak, Marek
50	123	31,63	3,8887	80,1764	50,11	157 Soltys, Maciek
51	136	35,18	3,8658	79,7047	49,82	188 Wrona, Robert
52	109	28,20	3,8652	79,6926	49,81	308 Malcharek, Tomasz
53	144	37,33	3,8575	79,5326	49,71	86 Krueger jr., Donald
54	123	32,31	3,8069	78,4890	49,06	192 Weglarczyk, Mariusz
55	146	38,69	3,7736	77,8027	48,63	25 Cnotliwy, Slawomir
56	148	39,93	3,7065	76,4193	47,76	65 Kaczova, Miriam
57	131	37,31	3,5111	72,3913	45,24	181 Voss, Kai
58	122	35,00	3,4857	71,8675	44,92	82 Kotzyba, Jacek
59	140	40,27	3,4765	71,6782	44,80	115 Nadvornikova, Petra
60	130	37,72	3,4464	71,0579	44,41	5 Baluszynski, Piotr
61	92	26,77	3,4367	70,8566	44,29	63 Johansen, Ronnie
62	140	41,03	3,4121	70,3505	43,97	73 Dose, Klaus- Peter
63	158	46,60	3,3906	69,9056	43,69	131 Pilch, Janusz
64	78	24,53	3,1798	65,5598	40,97	158 Spychala, Maciek
65	128	40,95	3,1258	64,4461	40,28	171 Thieme, Olaf
66	118	38,01	3,1044	64,0066	40,00	195 Zarzycki, Artur
67	140	45,51	3,0762	63,4252	39,64	134 Poniedzialek, Piotr
68	132	44,30	2,9797	61,4343	38,40	85 Kruger, Jurgen
69	139	46,89	2,9644	61,1189	38,20	95 Kekus, Krzysztof
70	154	52,15	2,9530	60,8845	38,05	183 Wetzels, Thomas
71	130	45,65	2,8478	58,7142	36,70	177 Ullman, Josef
72	144	54,57	2,6388	54,4063	34,00	98 Levigion, Bodo
73	112	43,56	2,5712	53,0116	33,13	7 Bekier, Piotr
74	128	50,82	2,5187	51,9297	32,46	33 Dabrowski, Zbiginiew
75	119	50,37	2,3625	48,7097	30,44	18 Chrobok, Zuzanna
76	100	42,58	2,3485	48,4211	30,26	84 Krajewski, Tomasz
77	112	49,74	2,2517	46,4251	29,02	135 Prokop, Kartarzyna

MODIFIED -- Overall Stage Results

Cracow Open

Printed august 15, 2010 at 13:25




Stage 9 --

	PTS	TIME	HIT FACTOR	STAGE POINTS	STAGE PERCENT	COMPETITOR # Name
1	154	19,90	7,7387	160,0000	100,00	53 Helan, Vit
2	157	21,69	7,2384	149,6554	93,53	149 Sery, Jiri
3	143	20,69	6,9116	142,8986	89,31	202 Sustr, Milos
4	147	22,98	6,3969	132,2573	82,66	52 Heglas, Jakub
5	153	25,59	5,9789	123,6157	77,26	74 Klecanda, Kvido
6	151	28,82	5,2394	108,3267	67,70	132 Plzak, Jiri
7	152	29,42	5,1666	106,8202	66,76	189 Wurster, Tilo
8	0	0,00	0,0000	0,0000	0,00	31 Dabrowski, Darek

OPEN -- Overall Stage Results

Cracow Open

Printed august 15, 2010 at 13:25



Stage 10 --

	PTS	TIME	HIT FACTOR	STAGE POINTS	STAGE PERCENT	COMPETITOR # Name
1	154	20,39	7,5527	160,0000	100,00	66 Kamenicek, Martin
2	152	23,38	6,5013	137,7259	86,08	130 Pijacek, Petr
3	138	21,88	6,3071	133,6129	83,51	50 Havlicek, Miroslav
4	149	25,68	5,8022	122,9158	76,82	161 Sustrova, Katerina
5	147	26,23	5,6043	118,7232	74,20	200 Sebo, Robin
6	132	23,89	5,5253	117,0508	73,16	97 de Chesse, Laurent
7	144	27,63	5,2117	110,4074	69,00	56 Bettermann, Heribert
8	139	27,41	5,0711	107,4292	67,14	148 Sera, Martina
9	133	26,26	5,0647	107,2935	67,06	28 Czauderna, Slawomir
10	150	29,92	5,0134	106,2053	66,38	67 Kamenicek, Miroslav
11	145	29,40	4,9320	104,4810	65,30	163 Szabo, Alexander
12	142	35,49	4,0011	84,7615	52,98	13 Canetta, Irene
13	125	31,40	3,9809	84,3329	52,71	191 Wylon, Marcin
14	114	31,25	3,6480	77,2807	48,30	187 Kobler, Wolfgang
15	130	36,78	3,5345	74,8769	46,80	118 Niedermeyer, Andreas
16	128	42,25	3,0296	64,1800	40,11	20 Cias, Mikolaj
17	146	55,86	2,6137	55,3692	34,61	123 Olszewski, Krzysztof
18	67	46,03	1,4556	30,8355	19,27	185 Wloczewski, Adam
19	85	60,58	1,4031	29,7239	18,58	75 Kleszcz, Roman
20	0	20,37	0,0000	0,0000	0,00	190 Wylon, Marek

STANDARD -- Overall Stage Results

Cracow Open

Printed august 15, 2010 at 13:25



Stage 10 --

	PTS	TIME	HIT FACTOR	STAGE POINTS	STAGE PERCENT	COMPETITOR # Name
1	151	25,99	5,8099	160,0000	100,00	303 Znamenacek, Petr
2	148	26,99	5,4835	151,0108	94,38	2 Batki, Gyorgy
3	142	26,88	5,2827	145,4817	90,93	307 Liehne, Zdenek
4	143	27,48	5,2038	143,3074	89,57	21 Cieselski, Marcin
5	139	27,23	5,1047	140,5777	87,86	127 Pesce, Fabrizio
6	138	27,50	5,0182	138,1961	86,37	210 Sioda, Wieslaw
7	144	29,86	4,8225	132,8073	83,00	165 Szaszi, Csaba
8	142	29,57	4,8022	132,2472	82,65	96 Perrot, Laurent
9	147	32,11	4,5780	126,0742	78,80	93 Kunovsky, Lukas
10	137	30,24	4,5304	124,7636	77,98	137 Pustka, Tomas
11	145	32,24	4,4975	123,8575	77,41	39 Gaweda, Boguslaw
12	125	28,71	4,3539	119,9019	74,94	19 Chudoba, Michal
13	132	30,51	4,3265	119,1464	74,47	154 Slunin, Andrej
14	147	34,10	4,3109	118,7168	74,20	164 Szarvas, Peter
15	131	30,46	4,3007	118,4379	74,02	184 Widla, Radoslaw
16	145	34,59	4,1920	115,4428	72,15	12 Burzec, Wieslaw
17	115	27,50	4,1818	115,1634	71,98	45 Grohol, Radim
18	146	35,88	4,0691	112,0598	70,04	143 Sanecznik, Krzysztof
19	121	29,74	4,0686	112,0453	70,03	32 Dlouha, Helena
20	141	34,71	4,0622	111,8700	69,92	106 Michalowski, Krzysztof
21	117	28,92	4,0456	111,4133	69,63	80 Kopunec, Peter
22	130	32,95	3,9454	108,6519	67,91	114 Nadvornik, Milan
23	132	33,50	3,9403	108,5122	67,82	107 Miglecz, Gyula
24	127	32,30	3,9319	108,2806	67,68	46 Grubiak, Stanislav
25	136	34,61	3,9295	108,2148	67,63	101 Madajewski, Leszek
26	148	38,53	3,8412	105,7821	66,11	162 Svehla st., Zdenek
27	119	32,02	3,7164	102,3470	63,97	1 Kopecky, Adam
28	119	32,55	3,6559	100,6805	62,93	179 Vasicek, David
29	118	32,50	3,6308	99,9880	62,49	186 Wochnik, Michal
30	123	34,18	3,5986	99,1020	61,94	71 Kebo, Vekoslav
31	132	38,85	3,3977	93,5690	58,48	166 Szollosi, Gabor
32	109	32,64	3,3395	91,9657	57,48	51 Hubner, David
33	127	38,16	3,3281	91,6526	57,28	209 Znamirovski, Slawek
34	151	45,39	3,3267	91,6149	57,26	156 Sowa, Tomasz
35	144	43,39	3,3187	91,3949	57,12	144 Schuppik, Dariusz
36	133	40,08	3,3184	91,3846	57,12	81 Koput, Jurand
37	136	41,63	3,2669	89,9667	56,23	35 Entl, Zdenek
38	137	42,40	3,2311	88,9824	55,61	138 Rakusan, Josef
39	106	33,69	3,1463	86,6471	54,15	64 Dumont, Jose
40	128	42,21	3,0325	83,5110	52,19	72 Kieninger, Stephanie
41	132	44,11	2,9925	82,4112	51,51	109 Miksza, Maciej
42	133	44,91	2,9615	81,5564	50,97	76 Koos, Zoltan
43	108	37,10	2,9111	80,1677	50,10	10 Bojanowski, Piotr
44	117	41,81	2,7984	77,0646	48,17	140 Rehberger, Ivo
45	99	35,54	2,7856	76,7127	47,95	212 Pavlik, Peter
46	108	40,85	2,6438	72,8083	45,51	182 Weisinger, Mark

STANDARD -- Overall Stage Results

Cracow Open

Printed august 15, 2010 at 13:25



Stage 10 --

	PTS	TIME	HIT FACTOR	STAGE POINTS	STAGE PERCENT	COMPETITOR # Name
47	105	41,92	2,5048	68,9791	43,11	204 Svrcek, Radim
48	134	53,99	2,4819	68,3504	42,72	104 Wallroth, Marion
49	119	48,90	2,4335	67,0174	41,89	91 Kuc, Maciej
50	90	38,44	2,3413	64,4775	40,30	207 Baluszynska, Agnieszka
51	85	37,68	2,2558	62,1237	38,83	30 Dabrowski, Juliusz
52	134	60,43	2,2174	61,0663	38,17	90 Kubusova, Katarina
53	100	45,37	2,2041	60,6989	37,94	306 Moller, Jerzy
54	81	38,59	2,0990	57,8042	36,13	38 Figei, Tibor
55	80	38,88	2,0576	56,6648	35,42	42 Glezgo, Tomas
56	70	36,41	1,9225	52,9452	33,09	43 Golab, Tadeusz
57	86	47,51	1,8101	49,8497	31,16	70 Kasal, Zdenek
58	81	47,68	1,6988	46,7841	29,24	27 Czapla, Aleksandra
59	131	78,92	1,6599	45,7123	28,57	125 Pazourkova, Eva
60	54	35,47	1,5224	41,9258	26,20	203 Svrcek, Petr
61	127	85,59	1,4838	40,8630	25,54	41 Gizinski, Zdzislaw
62	81	56,95	1,4223	39,1688	24,48	136 Przybysz, Paul
63	93	69,90	1,3305	36,6400	22,90	205 Svrckova, Vera
64	56	57,65	0,9714	26,7509	16,72	304 Kiss, Juraj
65	0	0,00	0,0000	0,0000	0,00	120 Noga, Tadeusz
66	0	10,00	0,0000	0,0000	0,00	99 Lund, Tobias

PRODUCTION -- Overall Stage Results

Cracow Open

Printed august 15, 2010 at 13:25



Stage 10 --

	PTS	TIME	HIT FACTOR	STAGE POINTS	STAGE PERCENT	COMPETITOR # Name
1	146	25,83	5,6523	160,0000	100,00	110 Momcilovic, Ljubisa
2	144	26,81	5,3711	152,0398	95,02	194 Zapletal, Miroslav
3	146	28,85	5,0607	143,2513	89,53	302 Penov, Anton
4	130	25,96	5,0077	141,7523	88,60	175 Tran, Faj
5	129	26,97	4,7831	135,3943	84,62	147 Sedy, Roman
6	124	25,97	4,7747	135,1579	84,47	126 Palka, Jan
7	129	27,58	4,6773	132,3997	82,75	116 Nagy, Ernest
8	125	26,91	4,6451	131,4885	82,18	37 Fedor, Marian
9	132	28,84	4,5770	129,5598	80,97	113 Mysiak, Michal
10	118	26,60	4,4361	125,5717	78,48	208 Kwiecien, Stanislaw
11	129	29,24	4,4118	124,8832	78,05	61 Hrnciarik, Andrej
12	131	29,73	4,4063	124,7291	77,96	214 Radolec, Michal
13	140	32,57	4,2984	121,6751	76,05	213 Petkova, Kristina
14	136	32,40	4,1975	118,8189	74,26	103 Marcinek, Pavel
15	144	34,73	4,1463	117,3679	73,35	176 Turkova, Eva
16	150	36,67	4,0905	115,7902	72,37	68 Kapral, Vojtech
17	144	35,43	4,0644	115,0490	71,91	139 Rasovic, Bosko
18	136	33,62	4,0452	114,5072	71,57	117 Nagy, Ernest jun.
19	127	32,80	3,8720	109,6027	68,50	201 Sefranko, Karol
20	129	33,58	3,8416	108,7428	67,96	92 Kucharski, Tomasz
21	130	34,51	3,7670	106,6326	66,65	88 Krzyzaniak, Roman
22	144	38,55	3,7354	105,7376	66,09	160 Subasic, Snezana
23	110	29,57	3,7200	105,3011	65,81	49 Hagemann, Lars
24	148	40,72	3,6346	102,8834	64,30	34 Ellis, Alexander
25	106	29,27	3,6215	102,5120	64,07	158 Sychala, Maciek
26	115	32,17	3,5748	101,1902	63,24	23 Ciurzynski, Pawel
27	128	35,85	3,5704	101,0677	63,17	153 Siuda, Krzysztof
28	132	38,54	3,4250	96,9513	60,59	63 Johansen, Ronnie
29	130	38,01	3,4202	96,8137	60,51	102 Manolevski, Michael
30	102	30,22	3,3752	95,5426	59,71	145 Sciranka, Martin
31	142	42,56	3,3365	94,4448	59,03	193 Zalewski, Marcin
32	124	39,37	3,1496	89,1554	55,72	3 Bazala, Marcin
33	111	35,34	3,1409	88,9095	55,57	89 Kubicz, Zbigniew
34	127	40,52	3,1343	88,7209	55,45	82 Kotzyba, Jacek
35	112	36,06	3,1059	87,9192	54,95	77 Konik, Slawek
36	96	31,00	3,0968	87,6599	54,79	11 Borkowski, Lukasz
37	138	44,72	3,0859	87,3512	54,59	15 Christensen, Christian
38	128	42,27	3,0282	85,7175	53,57	157 Soltys, Maciek
39	99	32,87	3,0119	85,2564	53,29	6 Baluszynski, Grzegorz
40	129	43,11	2,9923	84,7039	52,94	128 Petrov, Oleg
41	106	35,93	2,9502	83,5103	52,19	48 Gadek, Wojciech
42	104	35,26	2,9495	83,4916	52,18	9 Blaha, Frantisek
43	102	36,06	2,8286	80,0693	50,04	119 Nikolaeva, Svetlana
44	126	45,11	2,7932	79,0659	49,42	141 Reiter, Michael
45	144	53,99	2,6672	75,4989	47,19	131 Pilch, Janusz
46	117	44,24	2,6447	74,8621	46,79	192 Weglarczyk, Mariusz

PRODUCTION -- Overall Stage Results

Cracow Open

Printed august 15, 2010 at 13:25



Stage 10 --

	PTS	TIME	HIT FACTOR	STAGE POINTS	STAGE PERCENT	COMPETITOR # Name
47	60	23,70	2,5316	71,6629	44,79	211 Kovar, Zbynek
48	120	47,75	2,5131	71,1376	44,46	17 Chrobok, Piotr
49	112	44,78	2,5011	70,7987	44,25	133 Polak, Andrzej
50	117	46,87	2,4963	70,6614	44,16	181 Voss, Kai
51	82	33,33	2,4602	69,6418	43,53	308 Malcharek, Tomasz
52	103	44,25	2,3277	65,8894	41,18	169 Terving, Theo
53	126	58,06	2,1702	61,4306	38,39	115 Nadvornikova, Petra
54	85	39,74	2,1389	60,5456	37,84	40 Gorski, Dominik
55	111	54,90	2,0219	57,2324	35,77	196 Zawislak, Marek
56	97	48,64	1,9942	56,4507	35,28	7 Bekier, Piotr
57	111	56,82	1,9535	55,2985	34,56	65 Kaczova, Miriam
58	88	45,55	1,9319	54,6872	34,18	5 Baluszynski, Piotr
59	76	39,73	1,9129	54,1485	33,84	195 Zarzycki, Artur
60	92	48,41	1,9004	53,7953	33,62	84 Krajewski, Tomasz
61	71	37,39	1,8989	53,7520	33,59	59 Horak, Benjamin
62	99	53,68	1,8443	52,2053	32,63	95 Kekus, Krzysztof
63	78	43,21	1,8051	51,0978	31,94	25 Cnotliwy, Slawomir
64	93	52,77	1,7624	49,8870	31,18	85 Kruger, Jurgen
65	96	56,29	1,7055	48,2760	30,17	177 Ullman, Josef
66	54	31,83	1,6965	48,0229	30,01	44 Grabarczyk, Jacek
67	91	55,56	1,6379	46,3629	28,98	86 Krueger jr., Donald
68	70	49,87	1,4036	39,7329	24,83	188 Wrona, Robert
69	87	66,76	1,3032	36,8888	23,06	98 Levigion, Bodo
70	81	62,20	1,3023	36,8626	23,04	135 Prokop, Kartarzyna
71	73	66,04	1,1054	31,2901	19,56	183 Wetzel, Thomas
72	36	41,38	0,8700	24,6265	15,39	73 Dose, Klaus- Peter
73	56	65,45	0,8556	24,2198	15,14	18 Chrobok, Zuzanna
74	27	39,23	0,6882	19,4822	12,18	47 Guschyn, Borys
75	22	55,42	0,3970	11,2369	7,02	33 Dabrowski, Zbiginiew
76	11	45,54	0,2415	6,8374	4,27	134 Poniedzialek, Piotr
77	0	0,00	0,0000	0,0000	0,00	171 Thieme, Olaf

MODIFIED -- Overall Stage Results

Cracow Open

Printed august 15, 2010 at 13:25



Stage 10 --

	PTS	TIME	HIT FACTOR	STAGE POINTS	STAGE PERCENT	COMPETITOR # Name
1	147	27,76	5,2954	160,0000	100,00	53 Helan, Vit
2	148	28,87	5,1264	154,8949	96,81	149 Sery, Jiri
3	128	26,68	4,7976	144,9594	90,60	202 Sustr, Milos
4	149	33,19	4,4893	135,6442	84,78	74 Klecanda, Kvido
5	109	28,09	3,8804	117,2457	73,28	52 Heglas, Jakub
6	127	36,77	3,4539	104,3596	65,22	132 Plzak, Jiri
7	115	33,89	3,3933	102,5294	64,08	189 Wurster, Tilo
8	0	0,00	0,0000	0,0000	0,00	31 Dabrowski, Darek

OPEN -- Overall Stage Results

Cracow Open

Printed august 15, 2010 at 13:25



Stage 11 --

	PTS	TIME	HIT FACTOR	STAGE POINTS	STAGE PERCENT	COMPETITOR # Name
1	155	19,31	8,0269	160,0000	100,00	200 Sebo, Robin
2	154	19,81	7,7739	154,9554	96,85	50 Havlicek, Miroslav
3	155	20,20	7,6733	152,9505	95,59	66 Kamenicek, Martin
4	156	20,34	7,6696	152,8777	95,55	130 Pijacek, Petr
5	150	22,22	6,7507	134,5606	84,10	56 Bettermann, Heribert
6	154	23,46	6,5644	130,8468	81,78	97 de Chesse, Laurent
7	155	23,64	6,5567	130,6937	81,68	67 Kamenicek, Miroslav
8	151	24,76	6,0985	121,5617	75,98	161 Sustrova, Katerina
9	150	27,30	5,4945	109,5214	68,45	13 Canetta, Irene
10	151	28,65	5,2705	105,0565	65,66	163 Szabo, Alexander
11	152	28,92	5,2559	104,7649	65,48	187 Kobler, Wolfgang
12	139	27,29	5,0934	101,5271	63,45	191 Wylon, Marcin
13	153	30,97	4,9403	98,4738	61,55	28 Czauderna, Slawomir
14	127	27,01	4,7020	93,7238	58,58	148 Sera, Martina
15	138	36,87	3,7429	74,6065	46,63	185 Wloczewski, Adam
16	134	40,24	3,3300	66,3770	41,49	20 Cias, Mikolaj
17	120	41,81	2,8701	57,2100	35,76	75 Kleszcz, Roman
18	103	38,84	2,6519	52,8602	33,04	118 Niedermeyer, Andreas
19	120	57,22	2,0972	41,8027	26,13	123 Olszewski, Krzysztof
20	49	60,42	0,8110	16,1654	10,10	190 Wylon, Marek

STANDARD -- Overall Stage Results

Cracow Open

Printed august 15, 2010 at 13:25



Stage 11 --

	PTS	TIME	HIT FACTOR	STAGE POINTS	STAGE PERCENT	COMPETITOR # Name
1	150	20,01	7,4963	160,0000	100,00	303 Znamenacek, Petr
2	154	23,31	6,6066	141,0114	88,13	2 Batki, Gyorgy
3	156	24,08	6,4784	138,2751	86,42	127 Pesce, Fabrizio
4	140	21,94	6,3810	136,1969	85,12	307 Liehne, Zdenek
5	157	25,41	6,1787	131,8775	82,42	21 Cieselski, Marcin
6	154	25,55	6,0274	128,6488	80,41	80 Kopunec, Peter
7	148	27,68	5,3468	114,1225	71,33	154 Slunin, Andrej
8	144	27,29	5,2767	112,6250	70,39	184 Widla, Radoslaw
9	137	26,12	5,2450	111,9498	69,97	39 Gaweda, Boguslaw
10	150	29,02	5,1688	110,3239	68,95	46 Grubiak, Stanislaw
11	133	26,06	5,1036	108,9314	68,08	96 Perrot, Laurent
12	153	30,35	5,0412	107,5991	67,25	210 Sioda, Wieslaw
13	140	28,42	4,9261	105,1429	65,71	1 Kopecky, Adam
14	146	30,01	4,8650	103,8395	64,90	51 Hubner, David
15	149	30,86	4,8283	103,0543	64,41	164 Szarvas, Peter
16	153	31,85	4,8038	102,5316	64,08	93 Kunovsky, Lukas
17	123	25,72	4,7823	102,0728	63,80	107 Miglecz, Gyula
18	152	31,89	4,7664	101,7337	63,58	42 Glezgo, Tomas
19	138	30,73	4,4907	95,8500	59,91	114 Nadvornik, Milan
20	133	29,78	4,4661	95,3241	59,58	179 Vasicek, David
21	136	31,16	4,3646	93,1574	58,22	106 Michalowski, Krzysztof
22	130	30,02	4,3304	92,4290	57,77	32 Dlouha, Helena
23	151	35,07	4,3057	91,9003	57,44	12 Burzec, Wieslaw
24	116	27,14	4,2741	91,2271	57,02	165 Szaszi, Csaba
25	136	31,96	4,2553	90,8255	56,77	186 Wochnik, Michal
26	145	34,70	4,1787	89,1896	55,74	43 Golab, Tadeusz
27	134	32,25	4,1550	88,6852	55,43	137 Pustka, Tomas
28	135	32,58	4,1436	88,4420	55,28	209 Znamirovski, Slawek
29	154	37,94	4,0590	86,6362	54,15	162 Svehla st., Zdenek
30	144	35,69	4,0347	86,1176	53,82	64 Dumont, Jose
31	133	33,77	3,9384	84,0614	52,54	203 Svrcek, Petr
32	123	31,56	3,8973	83,1848	51,99	101 Madajewski, Leszek
33	103	26,73	3,8533	82,2459	51,40	166 Szollosi, Gabor
34	129	34,07	3,7863	80,8153	50,51	99 Lund, Tobias
35	108	29,31	3,6847	78,6473	49,15	19 Chudoba, Michal
36	146	40,12	3,6391	77,6726	48,55	71 Kebo, Vekoslav
37	143	39,74	3,5984	76,8040	48,00	143 Sanecznic, Krzysztof
38	144	40,66	3,5416	75,5911	47,24	212 Pavlik, Peter
39	115	32,87	3,4986	74,6748	46,67	104 Wallroth, Marion
40	151	43,23	3,4929	74,5534	46,60	81 Koput, Jurand
41	144	41,29	3,4875	74,4378	46,52	30 Dabrowski, Juliusz
42	108	31,18	3,4638	73,9305	46,21	45 Grohol, Radim
43	139	43,23	3,2154	68,6286	42,89	138 Rakusan, Josef
44	121	39,88	3,0341	64,7599	40,47	70 Kasal, Zdenek
45	140	47,80	2,9289	62,5138	39,07	76 Koos, Zoltan
46	119	40,99	2,9031	61,9648	38,73	35 Entl, Zdenek

STANDARD -- Overall Stage Results

Cracow Open

Printed august 15, 2010 at 13:25



Stage 11 --

	PTS	TIME	HIT FACTOR	STAGE POINTS	STAGE PERCENT	COMPETITOR # Name
47	136	47,29	2,8759	61,3826	38,36	204 Svrcek, Radim
48	134	46,89	2,8578	60,9959	38,12	182 Weisinger, Mark
49	126	45,16	2,7901	59,5515	37,22	109 Miksza, Maciej
50	113	41,94	2,6943	57,5077	35,94	38 Figei, Tibor
51	139	52,00	2,6731	57,0542	35,66	144 Schuppik, Dariusz
52	115	44,76	2,5693	54,8382	34,27	156 Sowa, Tomasz
53	111	47,89	2,3178	49,4714	30,92	91 Kuc, Maciej
54	75	32,78	2,2880	48,8347	30,52	120 Noga, Tadeusz
55	121	53,58	2,2583	48,2013	30,13	72 Kieninger, Stephanie
56	116	52,38	2,2146	47,2681	29,54	27 Czapla, Aleksandra
57	75	34,06	2,2020	46,9994	29,37	207 Baluszynska, Agnieszka
58	130	59,04	2,2019	46,9973	29,37	90 Kubusova, Katarina
59	114	53,96	2,1127	45,0930	28,18	140 Rehberger, Ivo
60	99	49,42	2,0032	42,7571	26,72	306 Moller, Jerzy
61	150	93,91	1,5973	34,0922	21,31	136 Przybysz, Paul
62	134	85,88	1,5603	33,3034	20,81	304 Kiss, Juraj
63	130	86,90	1,4960	31,9300	19,96	10 Bojanowski, Piotr
64	122	103,90	1,1742	25,0623	15,66	125 Pazourkova, Eva
65	37	45,28	0,8171	17,4410	10,90	205 Svrckova, Vera
66	61	75,61	0,8068	17,2197	10,76	41 Gizinski, Zdzislaw

PRODUCTION -- Overall Stage Results

Cracow Open

Printed august 15, 2010 at 13:25



Stage 11 --

	PTS	TIME	HIT FACTOR	STAGE POINTS	STAGE PERCENT	COMPETITOR # Name
1	150	22,88	6,5559	160,0000	100,00	110 Momcilovic, Ljubisa
2	152	23,34	6,5124	158,9379	99,34	126 Palka, Jan
3	150	24,33	6,1652	150,4644	94,04	37 Fedor, Marian
4	142	24,17	5,8751	143,3826	89,61	211 Kovar, Zbynek
5	131	22,98	5,7006	139,1253	86,95	194 Zapletal, Miroslav
6	140	24,74	5,6589	138,1062	86,32	208 Kwiecien, Stanislaw
7	148	26,32	5,6231	137,2336	85,77	116 Nagy, Ernest
8	152	29,08	5,2270	127,5657	79,73	49 Hagemann, Lars
9	132	25,40	5,1969	126,8309	79,27	302 Penov, Anton
10	133	26,31	5,0551	123,3717	77,11	175 Tran, Faj
11	146	29,20	5,0000	122,0267	76,27	103 Marcinek, Pavel
12	138	28,06	4,9180	120,0262	75,02	145 Sciranka, Martin
13	136	28,38	4,7921	116,9530	73,10	9 Blaha, Frantisek
14	122	25,58	4,7694	116,3976	72,75	61 Hrciarik, Andrej
15	144	30,25	4,7603	116,1775	72,61	139 Rasovic, Bosko
16	140	30,82	4,5425	110,8614	69,29	11 Borkowski, Lukasz
17	116	25,63	4,5259	110,4572	69,04	117 Nagy, Ernest jun.
18	121	27,36	4,4225	107,9329	67,46	68 Kapral, Vojtech
19	142	32,18	4,4127	107,6929	67,31	6 Baluszynski, Grzegorz
20	127	28,91	4,3929	107,2112	67,01	158 Spychala, Maciek
21	139	32,05	4,3370	105,8453	66,15	113 Mysiak, Michal
22	136	32,64	4,1667	101,6889	63,56	214 Radolec, Michal
23	154	37,04	4,1577	101,4693	63,42	15 Christensen, Christian
24	148	36,51	4,0537	98,9315	61,83	201 Sefranko, Karol
25	136	33,68	4,0380	98,5489	61,59	176 Turkova, Eva
26	139	35,52	3,9133	95,5051	59,69	88 Krzyzaniak, Roman
27	140	35,84	3,9063	95,3333	59,58	102 Manolevski, Michael
28	120	30,83	3,8923	94,9932	59,37	63 Johansen, Ronnie
29	152	39,32	3,8657	94,3441	58,97	128 Petrov, Oleg
30	138	36,90	3,7398	91,2720	57,04	3 Bazala, Marcin
31	118	32,27	3,6566	89,2417	55,78	89 Kubicz, Zbigniew
32	125	34,72	3,6002	87,8648	54,92	92 Kucharski, Tomasz
33	133	37,21	3,5743	87,2322	54,52	82 Kotzyba, Jacek
34	124	34,91	3,5520	86,6875	54,18	213 Petkova, Kristina
35	139	39,53	3,5163	85,8169	53,64	160 Subasic, Snezana
36	144	41,21	3,4943	85,2795	53,30	192 Weglarczyk, Mariusz
37	123	35,65	3,4502	84,2035	52,63	59 Horak, Benjamin
38	123	35,75	3,4406	83,9680	52,48	48 Gadek, Wojciech
39	134	39,39	3,4019	83,0240	51,89	23 Ciurzynski, Pawel
40	134	39,39	3,4019	83,0240	51,89	195 Zarzycki, Artur
41	118	35,15	3,3570	81,9297	51,21	119 Nikolaeva, Svetlana
42	133	40,12	3,3151	80,9050	50,57	34 Ellis, Alexander
43	89	27,20	3,2721	79,8557	49,91	47 Guschyn, Borys
44	123	38,05	3,2326	78,8924	49,31	147 Sedy, Roman
45	134	42,22	3,1739	77,4589	48,41	133 Polak, Andrzej
46	107	33,79	3,1666	77,2823	48,30	153 Siuda, Krzysztof

PRODUCTION -- Overall Stage Results

Cracow Open

Printed august 15, 2010 at 13:25



Stage 11 --

	PTS	TIME	HIT FACTOR	STAGE POINTS	STAGE PERCENT	COMPETITOR # Name
47	148	48,23	3,0686	74,8909	46,81	40 Gorski, Dominik
48	130	44,65	2,9115	71,0570	44,41	141 Reiter, Michael
49	142	48,89	2,9045	70,8848	44,30	308 Malcharek, Tomasz
50	140	48,95	2,8601	69,8008	43,63	17 Chrobok, Piotr
51	126	46,28	2,7226	66,4449	41,53	44 Grabarczyk, Jacek
52	108	41,26	2,6175	63,8821	39,93	193 Zalewski, Marcin
53	100	39,77	2,5145	61,3662	38,35	169 Terving, Theo
54	140	56,00	2,5000	61,0133	38,13	85 Kruger, Jurgen
55	113	45,23	2,4983	60,9729	38,11	196 Zawislak, Marek
56	136	55,27	2,4606	60,0529	37,53	115 Nadvornikova, Petra
57	134	57,10	2,3468	57,2735	35,80	188 Wrona, Robert
58	120	51,94	2,3104	56,3851	35,24	95 Kekus, Krzysztof
59	105	46,09	2,2782	55,5990	34,75	25 Cnotliwy, Slawomir
60	127	59,97	2,1177	51,6838	32,30	131 Pilch, Janusz
61	140	66,89	2,0930	51,0801	31,93	183 Wetzel, Thomas
62	138	67,81	2,0351	49,6672	31,04	73 Dose, Klaus- Peter
63	130	65,44	1,9866	48,4825	30,30	7 Bekier, Piotr
64	115	58,20	1,9759	48,2236	30,14	5 Baluszynski, Piotr
65	134	69,85	1,9184	46,8191	29,26	18 Chrobok, Zuzanna
66	86	49,94	1,7221	42,0276	26,27	65 Kaczova, Miriam
67	91	54,53	1,6688	40,7278	25,45	134 Poniedzialek, Piotr
68	136	81,97	1,6591	40,4920	25,31	98 Levigion, Bodo
69	84	51,31	1,6371	39,9542	24,97	86 Krueger jr., Donald
70	95	64,82	1,4656	35,7684	22,36	135 Prokop, Kartarzyna
71	68	54,84	1,2400	30,2619	18,91	177 Ullman, Josef
72	43	42,61	1,0092	24,6287	15,39	181 Voss, Kai
73	47	52,15	0,9012	21,9952	13,75	84 Krajewski, Tomasz
74	56	62,34	0,8983	21,9233	13,70	33 Dabrowski, Zbiginiew
75	15	26,43	0,5675	13,8509	8,66	77 Konik, Slawek
76	5	51,66	0,0968	2,3621	1,48	157 Soltys, Maciek
77	0	0,00	0,0000	0,0000	0,00	171 Thieme, Olaf

MODIFIED -- Overall Stage Results

Cracow Open

Printed august 15, 2010 at 13:25



Stage 11 --

	PTS	TIME	HIT FACTOR	STAGE POINTS	STAGE PERCENT	COMPETITOR # Name
1	149	25,46	5,8523	160,0000	100,00	53 Helan, Vit
2	142	25,95	5,4721	149,6040	93,50	52 Heglas, Jakub
3	140	26,80	5,2239	142,8188	89,26	149 Sery, Jiri
4	150	32,05	4,6802	127,9544	79,97	189 Wurster, Tilo
5	151	32,66	4,6234	126,4017	79,00	74 Klecanda, Kvido
6	133	29,73	4,4736	122,3063	76,44	202 Sustr, Milos
7	137	35,32	3,8788	106,0454	66,28	132 Plzak, Jiri
8	0	0,00	0,0000	0,0000	0,00	31 Dabrowski, Darek

OPEN -- Overall Stage Results

Cracow Open

Printed august 15, 2010 at 13:25



Stage 12 --

	PTS	TIME	HIT FACTOR	STAGE POINTS	STAGE PERCENT	COMPETITOR # Name
1	88	8,29	10,6152	90,0000	100,00	130 Pijacek, Petr
2	85	8,13	10,4551	88,6427	98,49	66 Kamenicek, Martin
3	72	7,75	9,2903	78,7672	87,52	50 Havlicek, Miroslav
4	88	10,20	8,6275	73,1471	81,27	67 Kamenicek, Miroslav
5	79	10,05	7,8607	66,6462	74,05	56 Bettermann, Heribert
6	71	9,25	7,6757	65,0775	72,31	97 de Chesse, Laurent
7	88	11,52	7,6389	64,7656	71,96	163 Szabo, Alexander
8	64	9,60	6,6667	56,5227	62,80	200 Sebo, Robin
9	84	13,97	6,0129	50,9797	56,64	13 Canetta, Irene
10	69	11,70	5,8974	50,0009	55,56	148 Sera, Martina
11	71	12,29	5,7771	48,9802	54,42	161 Sustrova, Katerina
12	68	13,69	4,9671	42,1134	46,79	187 Kobler, Wolfgang
13	64	13,21	4,8448	41,0763	45,64	191 Wylon, Marcin
14	84	17,52	4,7945	40,6499	45,17	190 Wylon, Marek
15	61	12,83	4,7545	40,3104	44,79	118 Niedermeyer, Andreas
16	59	12,47	4,7314	40,1144	44,57	28 Czauderna, Slawomir
17	86	20,58	4,1788	35,4297	39,37	123 Olszewski, Krzysztof
18	72	19,44	3,7037	31,4015	34,89	20 Cias, Mikolaj
19	59	17,92	3,2924	27,9144	31,02	185 Wloczewski, Adam
20	60	22,27	2,6942	22,8426	25,38	75 Kleszcz, Roman

STANDARD -- Overall Stage Results

Cracow Open

Printed august 15, 2010 at 13:25



Stage 12 --

	PTS	TIME	HIT FACTOR	STAGE POINTS	STAGE PERCENT	COMPETITOR # Name
1	84	10,12	8,3004	90,0000	100,00	303 Znamenacek, Petr
2	87	10,96	7,9380	86,0701	95,63	2 Batki, Gyorgy
3	83	11,13	7,4573	80,8587	89,84	307 Liehne, Zdenek
4	78	10,72	7,2761	78,8939	87,66	80 Kopunec, Peter
5	86	11,84	7,2635	78,7572	87,51	21 Cieselski, Marcin
6	82	11,39	7,1993	78,0610	86,73	96 Perrot, Laurent
7	79	11,01	7,1753	77,8007	86,45	127 Pesce, Fabrizio
8	82	12,01	6,8276	74,0312	82,26	154 Slunin, Andrej
9	84	12,86	6,5319	70,8243	78,69	164 Szarvas, Peter
10	79	12,73	6,2058	67,2887	74,77	39 Gaweda, Boguslaw
11	82	13,65	6,0073	65,1366	72,37	19 Chudoba, Michal
12	72	12,02	5,9900	64,9489	72,17	210 Sioda, Wieslaw
13	81	13,80	5,8696	63,6429	70,71	93 Kunovsky, Lukas
14	79	13,60	5,8088	62,9842	69,98	106 Michalowski, Krzysztof
15	63	10,93	5,7640	62,4977	69,44	45 Grohol, Radim
16	78	13,78	5,6604	61,3747	68,19	32 Dlouha, Helena
17	73	13,24	5,5136	59,7831	66,43	1 Kopecky, Adam
18	76	13,81	5,5033	59,6711	66,30	179 Vasicek, David
19	82	14,96	5,4813	59,4328	66,04	101 Madajewski, Leszek
20	80	14,85	5,3872	58,4127	64,90	184 Widla, Radoslaw
21	74	13,87	5,3353	57,8494	64,28	107 Migleczy, Gyula
22	84	15,84	5,3030	57,5000	63,89	165 Szaszi, Csaba
23	82	15,63	5,2463	56,8851	63,21	162 Svehla st., Zdenek
24	81	15,61	5,1890	56,2634	62,51	143 Sanecznyk, Krzysztof
25	82	16,01	5,1218	55,5349	61,71	91 Kuc, Maciej
26	82	16,09	5,0963	55,2588	61,40	104 Wallroth, Marion
27	76	14,99	5,0700	54,9738	61,08	43 Golab, Tadeusz
28	68	13,61	4,9963	54,1745	60,19	10 Bojanowski, Piotr
29	78	15,72	4,9618	53,8004	59,78	46 Grubiak, Stanislav
30	88	18,17	4,8431	52,5136	58,35	81 Koput, Jurand
31	78	16,41	4,7532	51,5383	57,26	30 Dabrowski, Juliusz
32	63	13,38	4,7085	51,0538	56,73	51 Hubner, David
33	64	13,71	4,6681	50,6158	56,24	166 Szollosi, Gabor
34	68	14,60	4,6575	50,5010	56,11	71 Kebo, Vekoslav
35	72	15,51	4,6422	50,3343	55,93	186 Wochnik, Michal
36	67	14,86	4,5087	48,8877	54,32	64 Dumont, Jose
37	64	15,37	4,1640	45,1492	50,17	42 Glezgo, Tomas
38	86	21,21	4,0547	43,9644	48,85	120 Noga, Tadeusz
39	77	19,09	4,0335	43,7349	48,59	144 Schuppik, Dariusz
40	72	18,05	3,9889	43,2513	48,06	140 Rehberger, Ivo
41	76	19,57	3,8835	42,1082	46,79	38 Figei, Tibor
42	85	21,92	3,8777	42,0458	46,72	12 Burzec, Wieslaw
43	74	19,09	3,8764	42,0310	46,70	182 Weisinger, Mark
44	67	17,49	3,8308	41,5364	46,15	209 Znamirovski, Slawek
45	71	18,98	3,7408	40,5607	45,07	138 Rakusan, Josef
46	61	17,10	3,5673	38,6792	42,98	72 Kieninger, Stephanie

STANDARD -- Overall Stage Results

Cracow Open

Printed august 15, 2010 at 13:25



Stage 12 --

	PTS	TIME	HIT FACTOR	STAGE POINTS	STAGE PERCENT	COMPETITOR # Name
47	57	16,08	3,5448	38,4355	42,71	99 Lund, Tobias
48	60	17,06	3,5170	38,1343	42,37	207 Baluszynska, Agnieszka
49	72	21,87	3,2922	35,6967	39,66	76 Koos, Zoltan
50	49	14,99	3,2688	35,4436	39,38	203 Svrcek, Petr
51	74	23,27	3,1801	34,4809	38,31	70 Kasal, Zdenek
52	64	21,42	2,9879	32,3970	36,00	109 Miksza, Maciej
53	46	16,59	2,7728	30,0646	33,41	137 Pustka, Tomas
54	66	24,37	2,7082	29,3651	32,63	136 Przybysz, Paul
55	59	22,90	2,5764	27,9357	31,04	156 Sowa, Tomasz
56	47	18,25	2,5753	27,9241	31,03	35 Entl, Zdenek
57	49	20,45	2,3961	25,9804	28,87	204 Svrcek, Radim
58	32	13,87	2,3071	25,0160	27,80	114 Nadvornik, Milan
59	62	27,31	2,2702	24,6158	27,35	90 Kubusova, Katarina
60	61	28,40	2,1479	23,2892	25,88	306 Moller, Jerzy
61	26	12,63	2,0586	22,3210	24,80	212 Pavlik, Peter
62	55	32,34	1,7007	18,4402	20,49	125 Pazourkova, Eva
63	21	12,69	1,6548	17,9433	19,94	304 Kiss, Juraj
64	44	34,10	1,2903	13,9908	15,55	41 Gizinski, Zdzislaw
65	0	22,24	0,0000	0,0000	0,00	27 Czapla, Aleksandra
66	0	0,00	0,0000	0,0000	0,00	205 Svrckova, Vera

PRODUCTION -- Overall Stage Results

Cracow Open

Printed august 15, 2010 at 13:25



Stage 12 --

	PTS	TIME	HIT FACTOR	STAGE POINTS	STAGE PERCENT	COMPETITOR # Name
1	86	10,31	8,3414	90,0000	100,00	110 Momcilovic, Ljubisa
2	72	8,79	8,1911	88,3784	98,20	49 Hagemann, Lars
3	82	10,70	7,6636	82,6861	91,87	194 Zapletal, Miroslav
4	78	10,69	7,2965	78,7263	87,47	61 Hrniciarik, Andrej
5	76	10,75	7,0698	76,2795	84,76	126 Palka, Jan
6	76	10,90	6,9725	75,2298	83,59	211 Kovar, Zbynek
7	86	12,46	6,9021	74,4703	82,74	117 Nagy, Ernest jun.
8	80	11,66	6,8611	74,0277	82,25	175 Tran, Faj
9	72	10,50	6,8571	73,9854	82,21	113 Mysiak, Michal
10	82	12,40	6,6129	71,3501	79,28	116 Nagy, Ernest
11	72	11,28	6,3830	68,8694	76,52	208 Kwiecien, Stanislaw
12	80	12,56	6,3694	68,7232	76,36	37 Fedor, Marian
13	80	12,74	6,2794	67,7522	75,28	214 Radolec, Michal
14	74	11,91	6,2133	67,0383	74,49	145 Sciranka, Martin
15	78	12,72	6,1321	66,1622	73,51	302 Penov, Anton
16	64	10,97	5,8341	62,9471	69,94	158 Spychala, Maciek
17	72	13,05	5,5172	59,5285	66,14	103 Marcinek, Pavel
18	76	13,82	5,4993	59,3346	65,93	63 Johansen, Ronnie
19	78	14,22	5,4852	59,1831	65,76	119 Nikolaeva, Svetlana
20	80	14,68	5,4496	58,7986	65,33	9 Blaha, Frantisek
21	61	11,20	5,4464	58,7644	65,29	147 Sedy, Roman
22	72	14,08	5,1136	55,1738	61,30	213 Petkova, Kristina
23	88	17,22	5,1103	55,1382	61,26	139 Rasovic, Bosko
24	84	16,50	5,0909	54,9285	61,03	160 Subasic, Snezana
25	76	15,01	5,0633	54,6306	60,70	102 Manolevski, Michael
26	60	11,99	5,0042	53,9927	59,99	11 Borkowski, Lukasz
27	82	16,42	4,9939	53,8820	59,87	15 Christensen, Christian
28	78	15,67	4,9777	53,7067	59,67	68 Kapral, Vojtech
29	76	15,56	4,8843	52,6995	58,56	92 Kucharski, Tomasz
30	84	17,73	4,7377	51,1179	56,80	82 Kotzyba, Jacek
31	82	17,83	4,5990	49,6210	55,13	3 Bazala, Marcin
32	67	14,65	4,5734	49,3446	54,83	6 Baluszynski, Grzegorz
33	72	16,25	4,4308	47,8059	53,12	193 Zalewski, Marcin
34	74	17,05	4,3402	46,8285	52,03	34 Ellis, Alexander
35	84	19,44	4,3210	46,6214	51,80	128 Petrov, Oleg
36	78	18,19	4,2881	46,2663	51,41	77 Konik, Slawek
37	60	14,57	4,1181	44,4319	49,37	201 Sefranko, Karol
38	58	14,66	3,9563	42,6871	47,43	153 Siuda, Krzysztof
39	68	17,55	3,8746	41,8056	46,45	176 Turkova, Eva
40	80	20,68	3,8685	41,7390	46,38	25 Cnotliwy, Slawomir
41	72	19,67	3,6604	39,4940	43,88	196 Zawislak, Marek
42	74	20,33	3,6399	39,2733	43,64	157 Soltys, Maciek
43	86	23,93	3,5938	38,7756	43,08	188 Wrona, Robert
44	53	14,83	3,5738	38,5600	42,84	88 Krzyzaniak, Roman
45	74	20,91	3,5390	38,1839	42,43	17 Chrobok, Piotr
46	78	22,37	3,4868	37,6211	41,80	131 Pilch, Janusz

PRODUCTION -- Overall Stage Results

Cracow Open

Printed august 15, 2010 at 13:25



Stage 12 --

PTS	TIME	HIT FACTOR	STAGE POINTS	STAGE PERCENT	COMPETITOR # Name
47	68	19,57	3,4747	37,4905	41,66 141 Reiter, Michael
48	72	20,73	3,4732	37,4745	41,64 48 Gadek, Wojciech
49	47	13,90	3,3813	36,4826	40,54 47 Guschyn, Borys
50	72	21,74	3,3119	35,7335	39,70 33 Dabrowski, Zbiginiew
51	63	20,37	3,0928	33,3697	37,08 84 Krajewski, Tomasz
52	72	24,03	2,9963	32,3282	35,92 44 Grabarczyk, Jacek
53	66	23,26	2,8375	30,6152	34,02 133 Polak, Andrzej
54	68	24,03	2,8298	30,5322	33,92 86 Krueger jr., Donald
55	47	16,85	2,7893	30,0954	33,44 40 Gorski, Dominik
56	40	14,94	2,6774	28,8876	32,10 89 Kubicz, Zbigniew
57	45	17,05	2,6393	28,4768	31,64 169 Terving, Theo
58	38	14,46	2,6279	28,3542	31,50 192 Weglarczyk, Mariusz
59	82	31,56	2,5982	28,0336	31,15 115 Nadvornikova, Petra
60	74	30,77	2,4049	25,9482	28,83 85 Kruger, Jurgen
61	47	20,85	2,2542	24,3217	27,02 23 Ciurzynski, Pawel
62	49	22,58	2,1701	23,4140	26,02 65 Kaczova, Miriam
63	54	27,48	1,9651	21,2021	23,56 7 Bekier, Piotr
64	68	35,30	1,9263	20,7844	23,09 134 Poniedzialek, Piotr
65	27	14,43	1,8711	20,1883	22,43 59 Horak, Benjamin
66	32	17,51	1,8275	19,7182	21,91 181 Voss, Kai
67	66	37,08	1,7799	19,2047	21,34 98 Levigion, Bodo
68	40	23,18	1,7256	18,6187	20,69 73 Dose, Klaus- Peter
69	49	33,67	1,4553	15,7020	17,45 95 Kekus, Krzysztof
70	16	14,48	1,1050	11,9221	13,25 195 Zarzycki, Artur
71	16	17,25	0,9275	10,0077	11,12 308 Malcharek, Tomasz
72	30	33,41	0,8979	9,6883	10,76 183 Wetzel, Thomas
73	18	24,59	0,7320	7,8980	8,78 5 Baluszynski, Piotr
74	15	32,10	0,4673	5,0418	5,60 18 Chrobok, Zuzanna
75	0	28,19	0,0000	0,0000	0,00 135 Prokop, Kartarzyna
76	0	0,00	0,0000	0,0000	0,00 171 Thieme, Olaf
77	0	27,20	0,0000	0,0000	0,00 177 Ullman, Josef

MODIFIED -- Overall Stage Results

Cracow Open

Printed august 15, 2010 at 13:25



Stage 12 --

	PTS	TIME	HIT FACTOR	STAGE POINTS	STAGE PERCENT	COMPETITOR # Name
1	87	9,77	8,9048	90,0000	100,00	149 Sery, Jiri
2	84	11,19	7,5067	75,8695	84,30	202 Sustr, Milos
3	85	11,74	7,2402	73,1760	81,31	53 Helan, Vit
4	77	12,20	6,3115	63,7894	70,88	189 Wurster, Tilo
5	83	13,96	5,9456	60,0911	66,77	52 Heglas, Jakub
6	81	17,59	4,6049	46,5411	51,71	132 Plzak, Jiri
7	77	17,58	4,3800	44,2680	49,19	74 Klecanda, Kvido
8	0	0,00	0,0000	0,0000	0,00	31 Dabrowski, Darek

Cracow Open

Printed august 15, 2010 at 13:25



Disqualified Shooters

No.	Name
------------	-------------

146	Sedina, Jiri
300	Kucharski, Leszek